



# Family and Community Support Services

*Annual Overview 2006*

Community Partnerships  
Community Strategies and Support Division  
Alberta Children and Youth Services  
April 2008

---

## ***Table of Contents***

	<u>Page</u>
1. Introduction	1
2. Provincial Highlights	2
3. Program Highlights	7
4. Funding Highlights	8
5. Reconciliation of Funding Agreements	8
6. Provincial FCSS Grant Budget	9
7. Revenue Sources and Expenditures	10
8. Projects and Services Categories	13
9. Project Types	19
10. Service Delivery	22
11. Future Directions for the FCSS Annual Report Database	24
Appendix A: Programs and Program Contacts	
Appendix B: Alberta Children and Youth Services Contacts	

## ***1. Introduction***

Alberta Children and Youth Services is pleased to provide the seventh edition of the *Family and Community Support Services (FCSS) Annual Overview*. This document provides a provincial summary of FCSS activities and is intended to provide municipalities and Métis Settlements with information to support the operation of local Programs.

FCSS is a unique 80/20 funding partnership between the Government of Alberta and participating municipalities or Métis Settlements. Provincially, the FCSS Program receives its mandate from the *Family and Community Support Services Act and Regulation*. The *Regulation* sets out the service requirements that a municipality or Métis Settlement must meet to be eligible for funding. At the local level, a municipality or Métis Settlement Council chooses whether to establish a Program and enters into an agreement with the province to jointly fund FCSS. Under FCSS, communities design and deliver social programs that are preventive in nature to promote and enhance well-being among individuals, families and communities. The Programs depend on community resources that often involve volunteers in management and delivery.

In April 2000, Children and Youth Services began developing a database to assemble information, collected from Annual FCSS Program Reports and reconciliation statements, in a format that produced meaningful reports for municipalities and Métis Settlements, the Ministry, and other partners and stakeholders.

Information included in the FCSS Annual Overview combines Program reporting from municipalities and Métis Settlements. Municipalities operate on a calendar year and 2006 Annual FCSS Program Reports were due on April 30, 2007. Métis Settlements operate on a fiscal year and 2006-07 Annual FCSS Program Reports were due on July 29, 2007. When received, information included in these reports is reviewed, entered into a provincial FCSS database and a reconciliation statement is prepared for each local FCSS Program. Once all information has been entered and verified, the FCSS Annual Overview is produced.

The current status of data entry is reflected in reports included in the FCSS Annual Overview 2006. Amounts may differ in future reports where data is updated or revised. Also, due to the rounding off of amounts, slight discrepancies in totals between figures may be noted.

## ***2. Provincial Highlights***

### **Cabinet Changes**

On December 14, 2006, the Honourable Ed Stelmach, MLA, Fort Saskatchewan-Vegreville, replaced the Honourable Ralph Klein as Alberta's 13<sup>th</sup> Premier. On December 15, 2006, the Honourable Janis Tarchuk was sworn in as Minister of Children's Services, replacing the Honourable Heather Forsyth, MLA, Calgary-Fish Creek. First elected on March 11, 1997, Minister Tarchuk is serving her third term as Member of the Legislative Assembly for Banff-Cochrane. She is a member of the Cabinet Policy Committee on Community Services.

### **FCSS Provincial Program Review**

In spring 2005, former Minister of Children's Services, Heather Forsyth, requested that a Review of the FCSS Program be conducted. MLA George Rogers, Leduc-Beaumont-Devon, was appointed to lead the FCSS Review. The purpose of the FCSS Review was to look at the FCSS mandate in relation to the mandate of Child and Family Services Authorities (CFSAs) and in light of two new pieces of legislation: the *Child, Youth and Family Enhancement Act* and the *Family Support for Children with Disabilities Act*.

The FCSS Review focussed on four key areas of mandate and legislation; program and service duplication; program and service gaps; and program and service partnerships. The FCSS Review findings validated the important work of FCSS Programs throughout the province. Key findings of the FCSS Review included the following.

- Respondents agreed that the FCSS mandate was clear and different than that of the CFSAs.
- The two new pieces of legislation, the *Child, Youth and Family Enhancement Act* and the *Family Support for Children with Disabilities Act*, helped to strengthen or maintain the well-established, community-based collaborative partnerships.
- There is very little, if any, program and service duplication. Respondents felt that any perception of duplication is likely a result of FCSS and CFSAs working together to ensure that a continuum of services are available.
- Respondents identified program and service gaps, with the two most significant gaps being transportation and school age child care.
- The most frequent challenges identified by small rural FCSS programs were staff recruitment and retention; travel requirements; limited access to services; changes in population/demographics; and difficulty leveraging funds.

A preliminary FCSS Review Report was prepared and presented to former Minister Forsyth by MLA George Rogers in September 2006. The FCSS Review Report identified 16 recommendations. On November 24, 2006, MLA George Rogers presented a general overview of the FCSS Review and recommendations at the FCSS Association of Alberta (FCSSAA) Conference.

## **FCSS Grants**

The total grant allocation budget for the FCSS Program in 2006-07 was \$80.5 million with the province contributing \$64.4 million (80%), and participating municipalities and Métis Settlements contributing \$16.1 million (20%). The provincial grant increased by \$1.8 million from the previous fiscal year. The Ministry also provided grants to the FCSSAA for the Resource Bank and to the Canadian Outcomes Research Institute (CORI) for the FCSS Making A Difference Outcome Evaluation System.

## **FCSS Association of Alberta**

The FCSSAA is a key partner of the Ministry. Its mission is “to unite and strengthen the FCSS community by representation and advocacy on behalf of member boards.” A 17-member Board of Directors oversees operations. The role of the FCSSAA Board is to identify common concerns and issues related to FCSS; communicate those issues, together with proposed solutions, to other members and to the provincial government; and support communities by developing tools to meet local needs and mandates. The FCSSAA Resource Bank is a resource centre, reference library and communication network for information sharing among FCSS Programs. Funding and support to the Resource Bank is undertaken as a partnership between the FCSSAA and the Ministry. For further information about the FCSSAA, visit its website at [www.fcssaa.ab.ca](http://www.fcssaa.ab.ca) or call (780) 422-0133.

## **FCSS Program Advisory Team**

The FCSS Program Advisory Team (PAT) is a joint management committee established in 1999, in response to one of the recommendations of the redesign of the provincial FCSS Program in 1998. The recommendation acknowledged the value and importance of the positive working relationship between municipal and Métis Settlement FCSS representatives, the FCSSAA and the province. In the past, the province used ad-hoc or informal processes to gather input from local FCSS Programs to guide policy decisions that affected FCSS. The establishment of PAT provided a more consistent, formalized vehicle to discuss issues, ideas and initiatives. The PAT’s Terms of Reference were created through an extensive consultation with FCSS Programs and provincial representatives.

The intent of PAT is to focus on provincial goals, policies and procedures and to help the FCSS Program to be as effective as possible. The PAT reviews service delivery issues and concerns from local FCSS Programs and the province (through the Ministry), and provides advice on how to consider the issues and concerns within the context of the *Family and Community Support Services Act* and *Regulation*. PAT is not a decision-making body but rather provides advice to local Programs and/or the province. PAT also acts as a steering committee for joint FCSS/government projects that work to support and strengthen FCSS.

PAT is not intended to duplicate or interfere with the relationship between the province and individual municipalities and Métis Settlements, as outlined in the *Family and Community Support Services Act* and *Regulation*. When PAT was established, it was felt that the FCSSAA was the appropriate body to represent local FCSS Programs. Over 90% of the FCSS Programs in Alberta are members of the FCSSAA, and its mandate is built on direction from the membership at Annual General meetings.

PAT is composed of the Executive of the FCSSAA, the provincial Director and Senior Manager responsible for FCSS, FCSS provincial Program Officers, the FCSSAA Executive Director, and the Chair of the FCSS Directors' Network. PAT is co-chaired by the FCSSAA President and the provincial FCSS Director. Provincial staff are accountable to the Assistant Deputy Minister responsible for FCSS, and FCSSAA representatives are accountable to the Association Board and member Programs.

## **Outcomes Evaluation**

The FCSS Program is included in the Ministry's Business Plan with goals, targets, performance measures and outcomes for province-wide program delivery. Performance measure results have consistently shown that FCSS is meeting or exceeding set targets. The measures used are strong indicators of the commitment of local FCSS staff and volunteers to reduce the need for crisis intervention in communities by providing support to children, youth and families at the earliest opportunity.

The FCSS Making a Difference (MAD) Outcome Evaluation Project, initiated in 2001, is designed to provide local FCSS Programs with a system to help them monitor outcomes for program delivery. The system includes two components:

- a Program Logic Model, developed by individual FCSS Programs, that articulates short-, medium- and long-term outcomes for clients, and if the goals and strategies of program delivery are achieved; and
- a database, provided and maintained by the Canadian Outcomes Research Institute (CORI), with the capability to create tools for measuring the success of local Program Logic Models, including collecting, analyzing and aggregating collected information.

The following statistics are taken from the CORI *FCSS Making a Difference Report* for 2006-07. A total of:

- 159 FCSS Programs have been contacted by trainers for this reporting period;
- 175 FCSS Programs hold database accounts with CORI to date;
- 74 FCSS Programs have engaged in advanced training with Program Logic Models and Surveys for this reporting period (49 in 2006);
- 63 FCSS Programs have developed measurement tools to collect data to date (41 in 2006); and
- 43 FCSS Programs have offered to contribute outcomes data to the 2007 aggregate roll up for this reporting period (13 in 2006).

Overall, FCSS programming is realizing a high degree of success province-wide ranging from 75% success in helping people develop interpersonal and group skills, which enhance constructive relationships, to 94% success in helping people to assume responsibility for decisions and actions which affect them. Results are presented in Table 1 on the following page.

**Table 1. Numbers served and % success by FCSS Outcome Statement**

<b>FCSS Funded Outcome Statements</b>	<b># of Agencies</b>	<b>Sample Size</b>	<b># Meeting Indicator</b>	<b>% Success</b>
Help to develop independence, strengthen coping skills and become more resistant to crisis	33	72,342	61,326	85
Help to develop an awareness of social need	31	3,273	3,022	92
Help to develop interpersonal and group skills which enhance constructive relationships among people	19	26,774	19,947	75
Help to assume responsibility for decisions and actions which affect them	33	321,723	300,520	94
Help to sustain people as active participants in the community	34	41,776	38,466	92

To obtain more information about the FCSS MAD Outcome Evaluation Project, including where training and data collection tools can be accessed, please contact Angelica Miller at [amiller@hmrp.net](mailto:amiller@hmrp.net).

### **FCSS Program Advice Inventory Listing**

The FCSS Program Advice Inventory Listing, developed by the Ministry and FCSSAA, is intended to assist local FCSS Programs in clarifying the eligibility of several projects, services and expenditures. The Listing is another “for FCSS by FCSS” resource designed to support program delivery in the community. The Listing is included in the revised *FCSS Program Handbook* (reference pages 5-6 to 5-23) and is also posted on the Ministry’s website at [www.child.alberta.ca](http://www.child.alberta.ca) (from the “Programs and Services” tab, go to the “Family and Community Support” link, then “Family and Community Support Services”, then “FCSS Reports”). The Listing is also available as a stand-alone document. To obtain copies, contact Ministry staff at (780) 415-8150 or the FCSSAA at (780) 422-0133.

### **FCSS Program Reviews**

Each year, FCSS Program Reviews are conducted throughout Alberta by department staff. The purpose of these Reviews is to provide ongoing program and administrative advice and support to municipalities and Métis Settlements participating in FCSS and to ensure accountability processes are in place. Following is a summary of 2006 FCSS Program Review dates and locations (randomly chosen):

- May 2                      Town of Granum\*
- May 3                      Town of Stavely\*
- May 4                      Town of Nanton\*
- May 5                      Town of Claresholm\*
- June 6                     Town of Falher (Smoky River)
- June 7                     Town of Nampa (also representing Northern Sunrise County)
- June 8                     Town of Manning
- June 9                     Town of Fairview
- October 10               Sturgeon County
- October 11               Town of Barrhead

\* The Towns of Claresholm, Granum, Nanton and Stavely each receive a portion of an FCSS grant from the M.D. of Willow Creek No. 26. The M.D. does not administer an FCSS Program directly; however, it is included as a 2006 Program Review location because M.D. residents are accessing programs/services provided by these four municipalities.

### **Parenting Resources Initiative**

On November 8, 2006, the Minister of Children's Services officially announced funding to expand the Parent Link Network and launched a new Parent Link Centre website. A total of nine new centres were added to the Parent Link Network, which increased the total from 36 in 2005 to 45 in 2006. Visit [www.parentlinkalberta.ca](http://www.parentlinkalberta.ca) for online Parent Link Centre.

### **Fetal Alcohol Spectrum Disorder Plan**

On September 10, 2006, the Minister of Children's Services presented the 10-year strategic Fetal Alcohol Spectrum Disorder (FASD) plan to the Standing Policy Committee on Health and Community Living. The plan, which is a joint initiative of 10 ministries, provides a comprehensive and coordinated provincial response to FASD to reduce the impact of the disorder across Alberta.

### 3. Program Highlights

- ♦ As of December 31, 2006, a total of 305 municipalities and Métis Settlements, organized within 200 Programs, were providing FCSS services throughout Alberta. There were 31 multi-municipal partnerships; another 161 municipalities and eight Métis Settlements operating single Programs.
- ♦ Over ninety-nine per cent (99%) of Alberta's people reside in communities served by FCSS Programs. The total population of communities not participating in the Program is less than 8,750.
- ♦ In 2006, three new municipalities joined FCSS as single Programs (Fig. 1). Two joined as participating municipalities within existing multi-municipal Programs (Fig. 2). The Town of Bashaw (previously participating under a multi-municipal agreement within Camrose and District Support Services) became a single Program in 2006.

COUNTY OF TWO HILLS	
TOWN OF LEGAL	
VILLAGE OF YOUNGSTOWN	
<b>Total:</b>	3

**Figure 1: New Single Municipality Programs**

<b>Program</b>	<b>New Participating Municipalities</b>
Bentley	S.V. OF GULL LAKE
Camrose	VILLAGE OF HAY LAKES
<b>Total:</b>	2

**Figure 2: New Municipalities Participating in Multi-Municipality Programs**

- ♦ See Appendix A, "Programs and Program Contacts" for a complete list of municipalities and Métis Settlements participating in FCSS during 2006. The report includes a contact name for each Program and the total population served.

#### ***4. Funding Highlights***

- ◆ For the 2005-06 fiscal year, the provincial allocation for FCSS was \$62.6 million and the municipal share was \$15.7 million for a total budget of \$78.3 million.
- ◆ For the 2006-07 fiscal year, the provincial allocation for FCSS was \$64.4 million and the municipal share was \$16.1 million for a total budget of \$80.5 million.
- ◆ For the 2006 calendar year, the provincial allocation for FCSS was \$64 million and the municipal share was \$16 million for a total budget of \$80 million.
- ◆ In April 2006, a grant budget increase for the fiscal year 2006-07 of \$1.8 million was distributed to FCSS Programs. Municipalities receiving additional funding were provided with an option to defer unspent dollars to 2007. This implementation strategy was developed to ensure adequate planning for and allocation of these dollars in each community.
- ◆ Of the 200 Annual FCSS Program Reports reconciled, 39 Programs fully expended their 80/20 funding and 123 Programs reported municipal over contributions. Another 38 Programs had unexpended dollars.

#### ***5. Reconciliation of Funding Agreements***

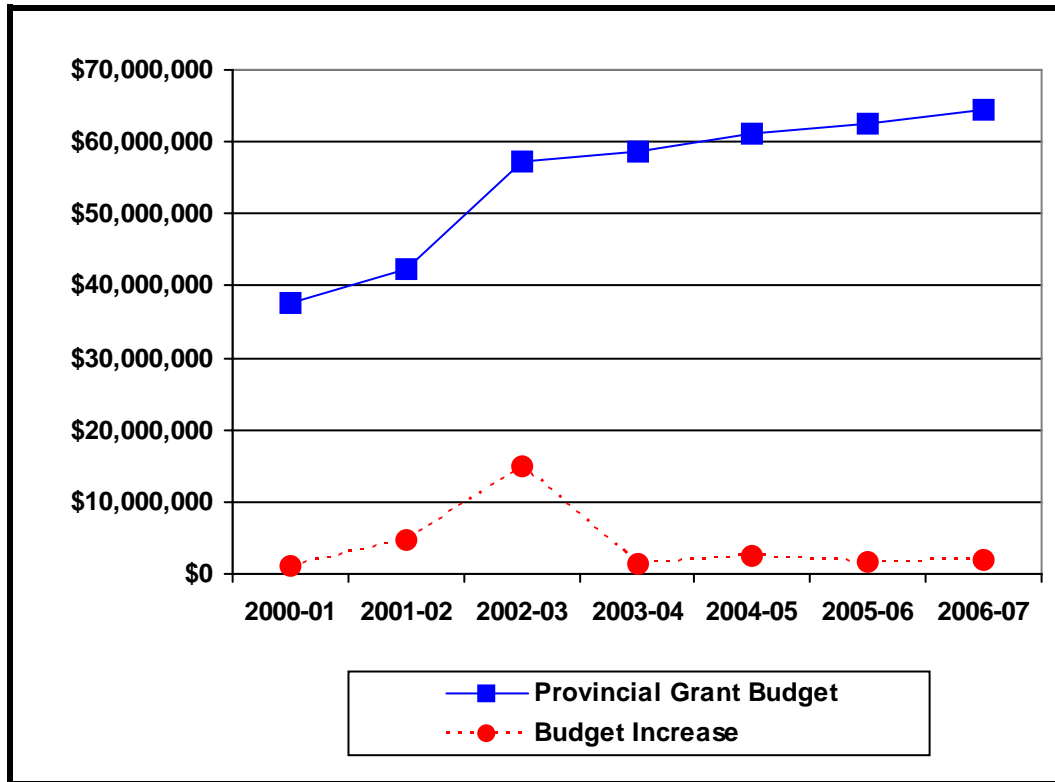
As of October 31, 2007, all 200 Annual FCSS Program Reports for 2006 have been reviewed and reconciled. Local FCSS Programs are commended for submitting these reports to the Ministry in a timely manner. Data reported in this FCSS Annual Overview is based on the 200 reconciled Programs.

##### **Grant Transfers**

In 2006, 36 local FCSS Programs elected to transfer all or a portion of their FCSS grants to other Programs (located outside their boundaries) for the delivery of services within their communities. Grant transfers totalled \$2,271,616. In the Annual FCSS Program Reports, these grant transfers are reported in Section 1 (Statement of Revenue and Expenditures) by the Program receiving the funds and in Section 2 (Projects and Services Report) by the Program transferring the funds.

## 6. Provincial FCSS Grant Budget

FCSS provincial grant budget amounts for the fiscal years 2000-01 to 2006-07 are shown below as well as the amount of budget increase for each year (Fig. 3).



**Figure 3: Provincial FCSS Grant Budget and Budget Increase by Year**

Year	Provincial Grant Budget	Amount of Increase
2000-01	\$37,604,000	\$1,000,000
2001-02	\$42,304,000	\$4,700,000
2002-03	\$57,304,000	\$15,000,000
2003-04	\$58,604,000	\$1,300,000
2004-05	\$61,104,000	\$2,500,000
2005-06	\$62,650,000	\$1,546,000
2006-07	\$64,450,000	\$1,800,000

## 7. Revenue Sources and Expenditures

The total revenue sources and expenditures are identified for each FCSS region (Fig. 4). Revenue sources include provincial funds (80%), required municipal contributions (20%), over contributions and other sources of revenues. In 2006, the FCSS partnership generated an additional \$34.6 million to the provincial grant. The number of local FCSS Programs with over contributions and other sources of revenues are shown below for each region (Fig. 5).

Note: The 200 local Programs (representing 305 municipalities and Métis Settlements) are divided into eight FCSS Regions. Due to rounding off of amounts, there might be slight discrepancies in totals between figures.

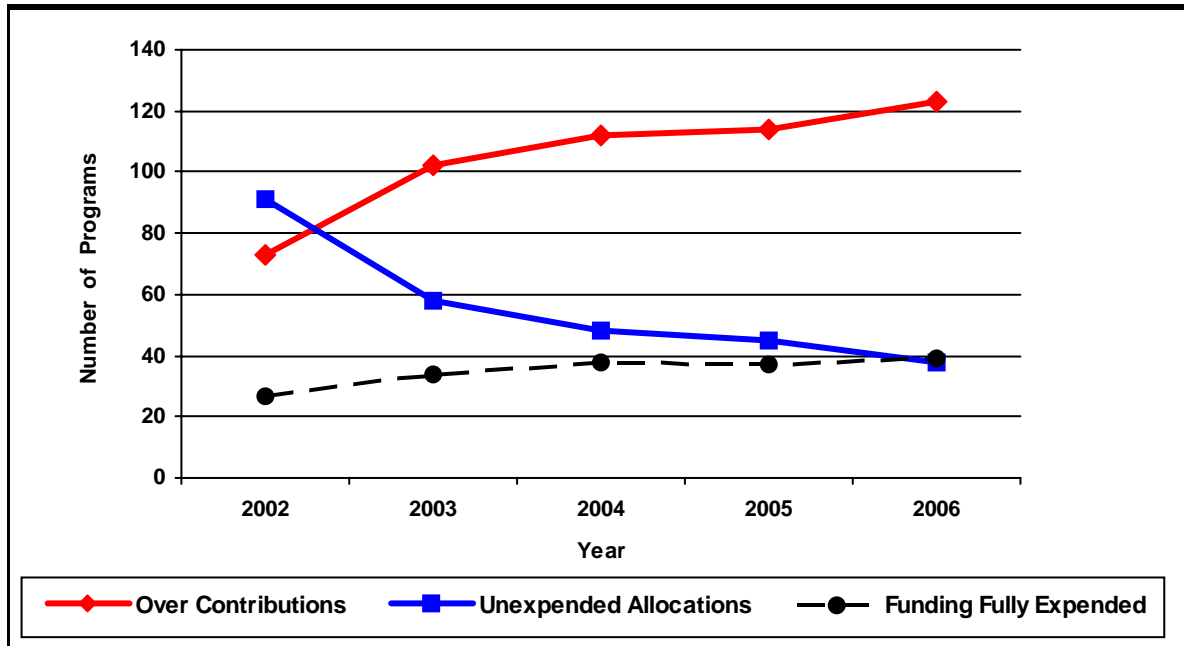
FCSS Region	Provincial Funding	Municipal Contribution	Over Contribution	Other Revenues	Total Expenditures
Northwest	\$3,509,968	\$842,561	\$950,907	\$266,818	\$5,570,254
Northeast	\$3,268,456	\$815,348	\$288,018	\$1,535,272	\$5,907,094
Yellowhead	\$992,603	\$248,151	\$115,127	\$158,992	\$1,514,873
Edmonton/Evergreen	\$19,782,488	\$4,945,587	\$5,772,473	\$3,724,322	\$34,224,871
West Central	\$5,088,733	\$1,269,777	\$187,020	\$542,461	\$7,087,991
East Central	\$3,054,298	\$763,448	\$228,569	\$387,496	\$4,433,811
Calgary/Bow River	\$22,338,497	\$5,584,490	\$2,866,414	\$754,599	\$31,544,001
South	\$5,080,702	\$1,267,359	\$522,777	\$567,220	\$7,438,058
<b>Total:</b>	<b>\$63,115,745</b>	<b>\$15,736,721</b>	<b>\$10,931,305</b>	<b>\$7,937,181</b>	<b>\$97,720,953</b>

**Figure 4: Revenue Sources and Total Expenditures by FCSS Region**

FCSS Region	# Over Contributions	# Other Sources of Revenue	Total # Programs in Region
Northwest	28	15	42
Northeast	18	15	24
Yellowhead	7	5	7
Edmonton/Evergreen	14	13	20
West Central	13	13	26
East Central	22	15	42
Calgary/Bow River	14	12	23
South	7	7	16
<b>Total :</b>	<b>123</b>	<b>95</b>	<b>200</b>

**Figure 5: Programs with Over Contributions and Other Sources of Revenue by FCSS Region**

In the year 2006, 39 Programs fully expended their 80/20 funding and 123 Programs reported municipal over contributions. Another 38 Programs had unexpended dollars. All 200 Annual FCSS Program Reports have been reviewed and reconciled by department staff. The total number of Programs with over contributions, unexpended allocations and fully expended funding for the calendar year 2006 is compared to prior years in Figure 6a and summarized in the table below.



**Figure 6a: Number of Programs with Over Contributions, Unexpended Allocations and Funding Fully Expended by Year**

Year	Number of Programs				Total
	Over Contributions	Unexpended Allocations	Expended Full Funding	Incomplete Reporting	
2002	73	91	27	2	193
	37.8%	47.2%	14.0%	1.0%	
2003	102	58	34	1	195
	52.3%	29.7%	17.4%	0.5%	
2004	112	48	38	1	199
	56.3%	24.1%	19.1%	0.5%	
2005	114	45	37	0	196
	58.2%	23.0%	18.9%	0.0%	
2006	123	38	39	0	200
	61.5%	19.0%	19.5%	0.0%	

The total amount of unexpended allocations and over contributions for the calendar year 2006 is compared to prior years in Figure 6b and summarized in the table below.

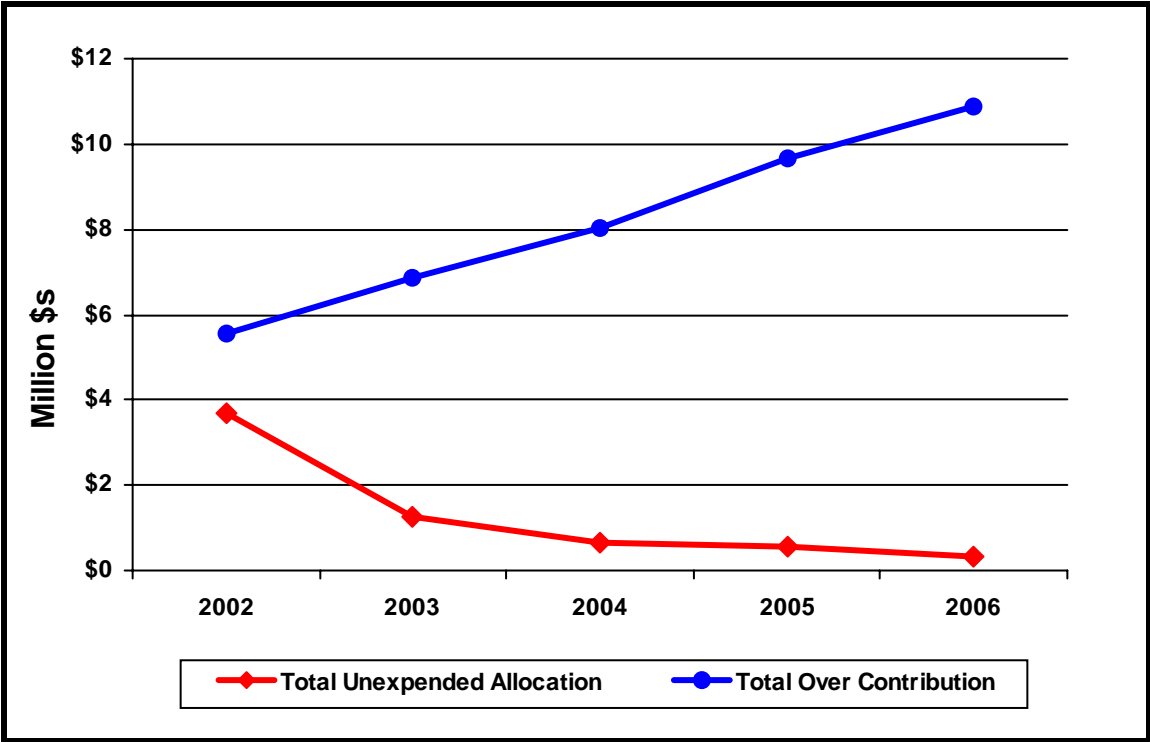


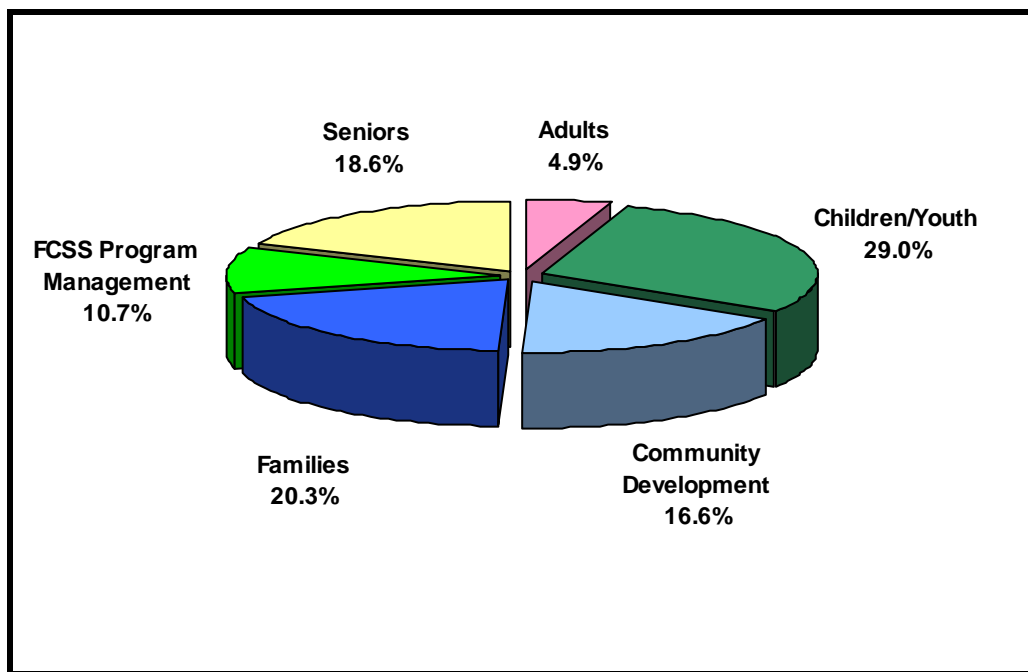
Figure 6b: Total Amount of Unexpended Allocations and Over Contributions by Year

Year	Total Unexpended Allocations	Number of Programs	Total Over Contributions	Number of Programs
2002	\$3,690,064	91	\$5,571,076	74
2003	\$1,249,806	58	\$6,843,645	103
2004	\$636,728	48	\$8,043,937	113
2005	\$563,141	45	\$9,643,950	114
2006	\$314,814	38	\$10,893,984	123

## 8. Projects and Services Categories

A total of 3,734 projects and services were reported by local FCSS Programs for the reporting year. The duration of the projects varied from one day to the full year. Note: To better reflect FCSS involvement in the provision of services to children, youth and families, the grouping "Adults/Families" was divided into separate categories in 2005.

The following chart shows the percentage distribution of expenditures within the projects and services categories (Fig. 7). Actual expenditures in each service category are shown in the table below.



**Figure 7: Percent Expenditures in Projects and Services Categories**

Note: FCSS Program Management includes direct program support, i.e., program planning, development, supervision, etc.

<b>Project Categories</b>	<b>Expenditures</b>
Children/Youth	\$28,305,893
Adults	\$4,798,684
Families	\$19,810,585
Seniors	\$18,131,399
Community Development	\$16,184,936
FCSS Program Management	\$10,489,454
<b>TOTAL:</b>	<b>\$97,720,951</b>

The percentage breakdown of expenditures in projects and services categories for the calendar year 2006 is compared to prior years (Fig. 8). Note: To better reflect FCSS involvement in the provision of services for children, youth and families, the grouping "Adults/Families" was divided into separate categories for the 2005 reporting year. Actual expenditure amounts are shown in the table below.

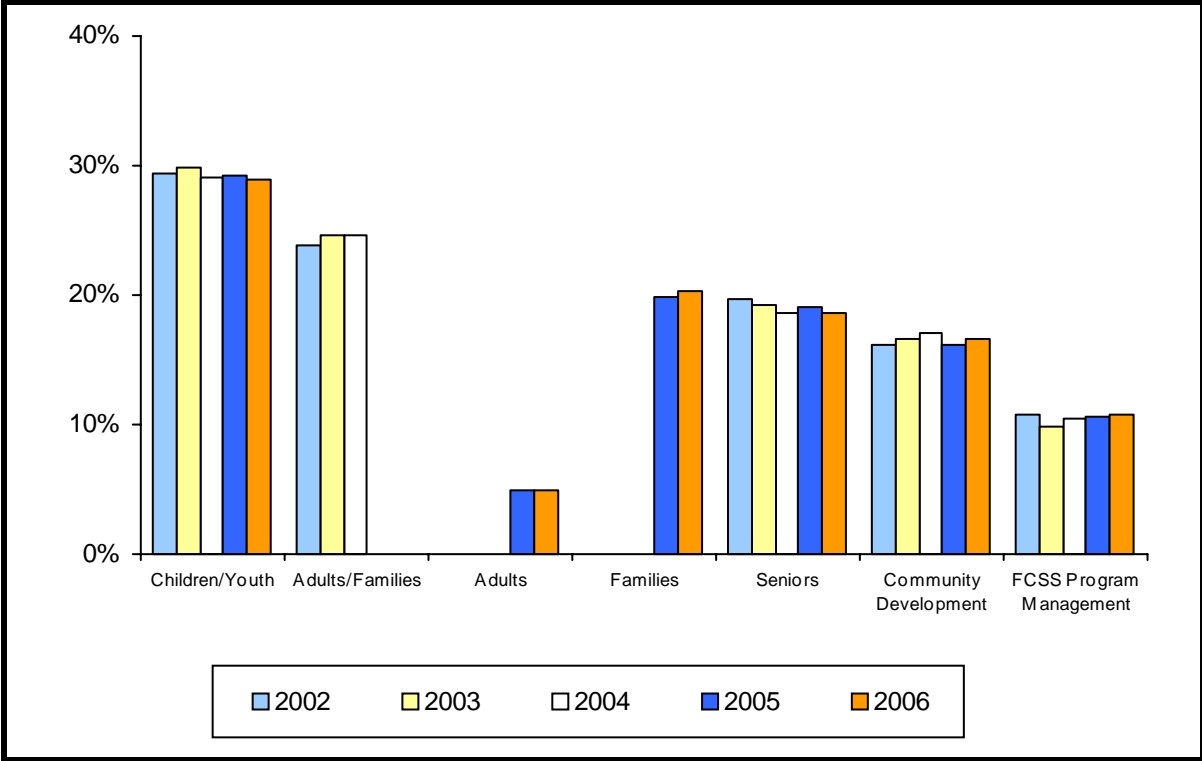


Figure 8: Percent Expenditures in Projects and Services Categories by Year

	Children/ Youth	Adults/ Families	Adults	Families	Seniors	Comm Develop	Other	FCSS Program Manag	Total
<b>2002</b>	\$21,936,363 29%	\$17,868,596 24%			\$14,765,022 20%	\$12,074,593 16%	\$0 0%	\$8,053,050 11%	\$74,697,625
<b>2003</b>	\$26,098,966 30%	\$21,531,403 25%	\$0 0%	\$0 0%	\$16,803,052 19%	\$14,569,506 17%	\$0 0%	\$8,561,719 10%	\$87,564,646 100%
<b>2004</b>	\$25,869,485 29%	\$21,866,696 25%	\$6,661 0%	\$0 0%	\$16,567,974 19%	\$15,207,056 17%	\$0 0%	\$9,303,480 10%	\$88,821,352 100%
<b>2005</b>	\$27,398,246 29%	\$0 0%	\$4,648,360 5%	\$18,678,563 20%	\$17,901,950 19%	\$15,199,506 16%	\$0 0%	\$9,968,797 11%	\$93,795,422 100%
<b>2006</b>	\$28,305,893 29%	\$0 0%	\$4,798,684 5%	\$19,810,585 20%	\$18,131,399 19%	\$16,184,936 17%	\$0 0%	\$10,489,454 11%	\$97,720,951 100%

The percent distribution of total expenditures towards various service categories for each FCSS Region is shown (Fig. 9). Actual expenditure amounts are shown in the table below.

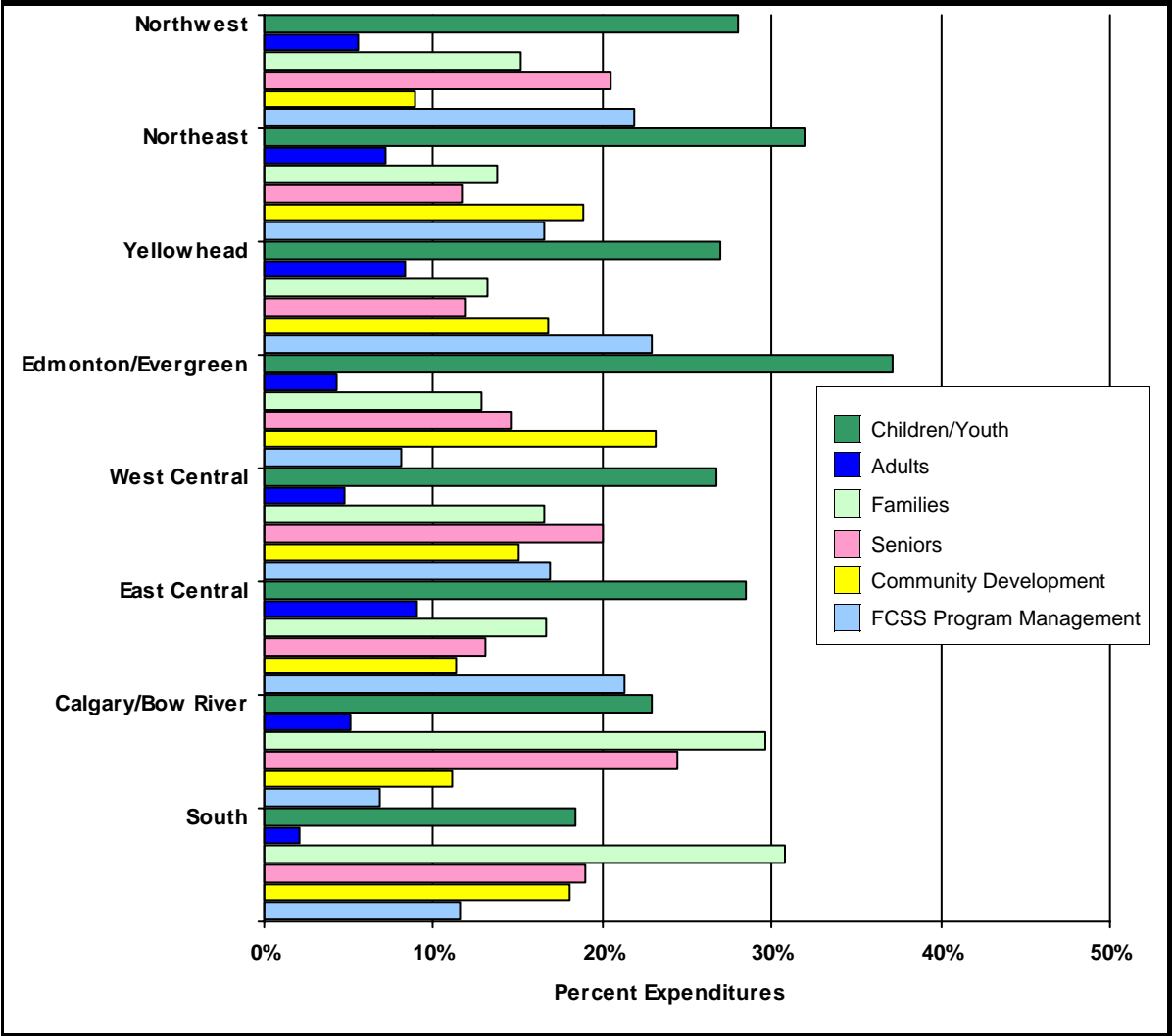


Figure 9: Percent Expenditures in Projects and Services Categories by FCSS Region

	Children/ Youth	Adults	Families	Seniors	Community Development	FCSS Program Management	Total
Northwest	\$1,561,039	\$307,145	\$844,090	\$1,141,840	\$495,262	\$1,220,879	\$5,570,255
Northeast	\$1,883,885	\$421,166	\$812,058	\$693,907	\$1,117,668	\$978,411	\$5,907,095
Yellowhead	\$407,713	\$126,308	\$199,730	\$180,104	\$253,363	\$347,655	\$1,514,873
Edmonton/Evergreen	\$12,702,090	\$1,448,402	\$4,391,480	\$5,003,356	\$7,907,066	\$2,772,478	\$34,224,872
West Central	\$1,892,080	\$335,898	\$1,172,614	\$1,419,283	\$1,067,807	\$1,200,309	\$7,087,991
East Central	\$1,264,547	\$402,679	\$738,693	\$581,459	\$501,886	\$944,548	\$4,433,812
Calgary/Bow River	\$7,225,850	\$1,599,304	\$9,359,274	\$7,696,751	\$3,499,807	\$2,163,015	\$31,544,001
South	\$1,368,689	\$157,782	\$2,292,646	\$1,414,699	\$1,342,078	\$862,158	\$7,438,052
	\$28,305,893	\$4,798,684	\$19,810,585	\$18,131,399	\$16,184,936	\$10,489,454	\$97,720,951

The distribution of total expenditures in each of the projects and services categories by FCSS Region is shown in Figures 10a to 10f.

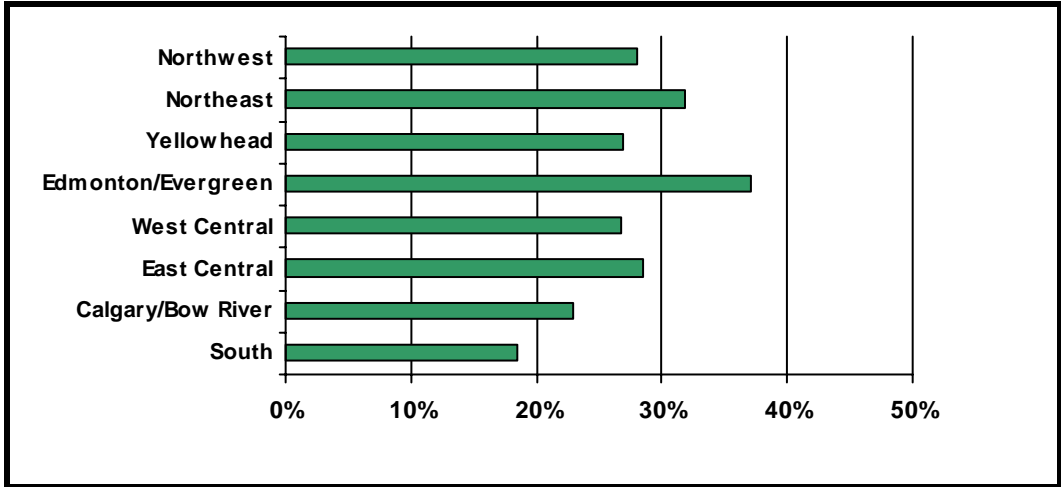


Figure 10a. Percent Expenditures to Children and Youth by FCSS Region

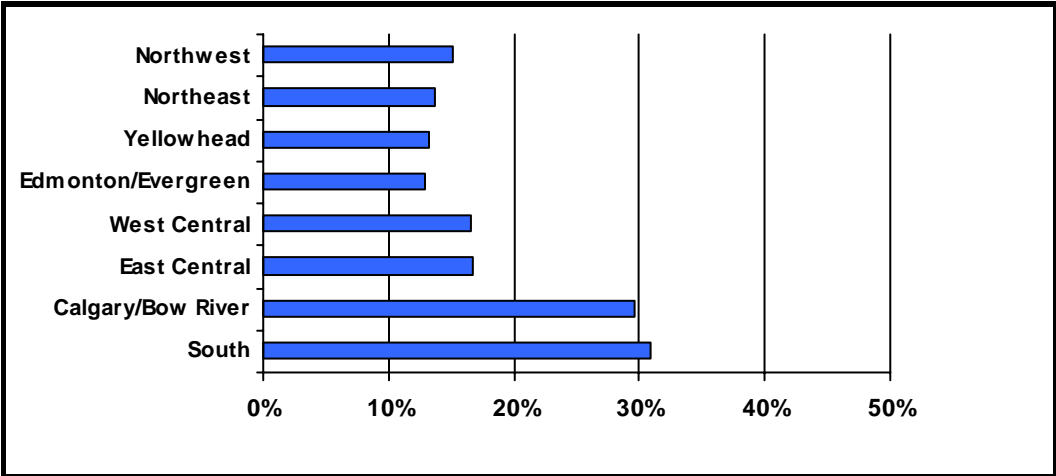


Figure 10b. Percent Expenditures to Families by FCSS Region

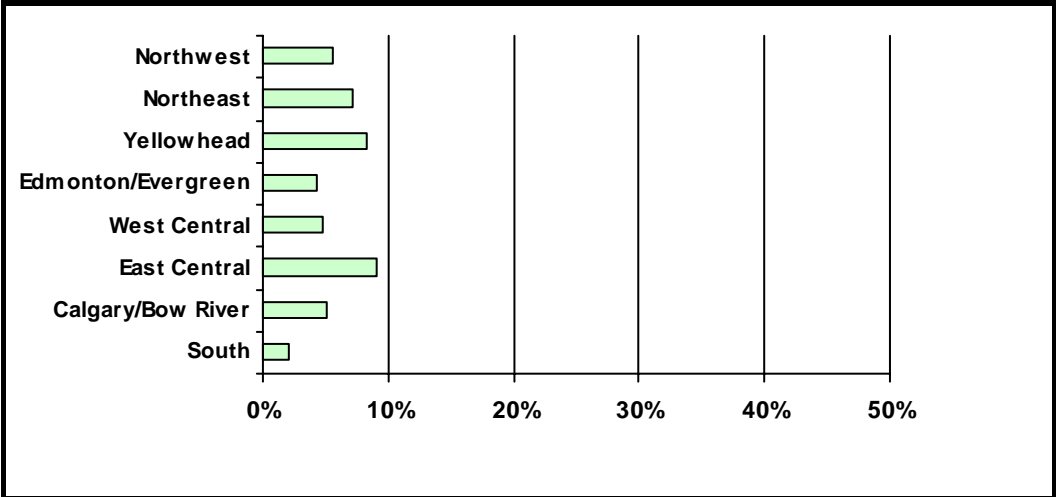
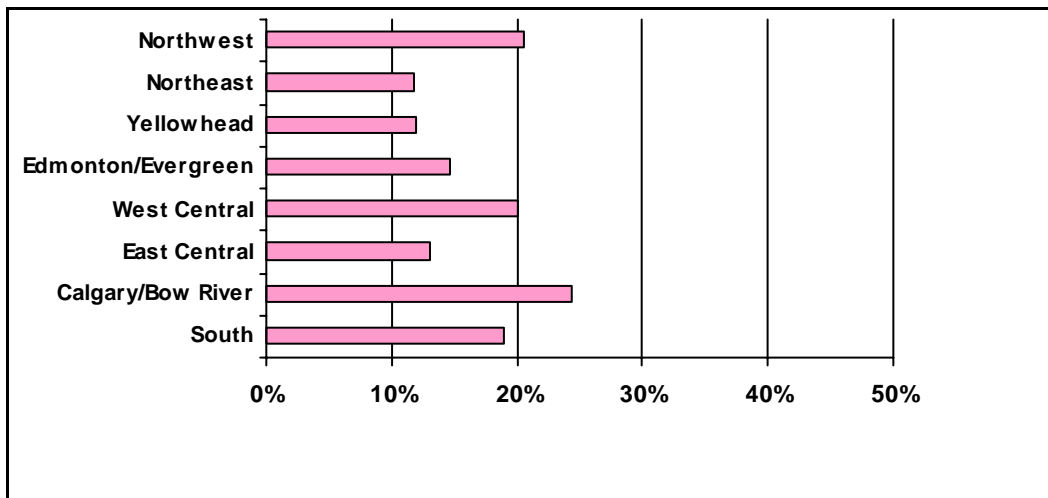
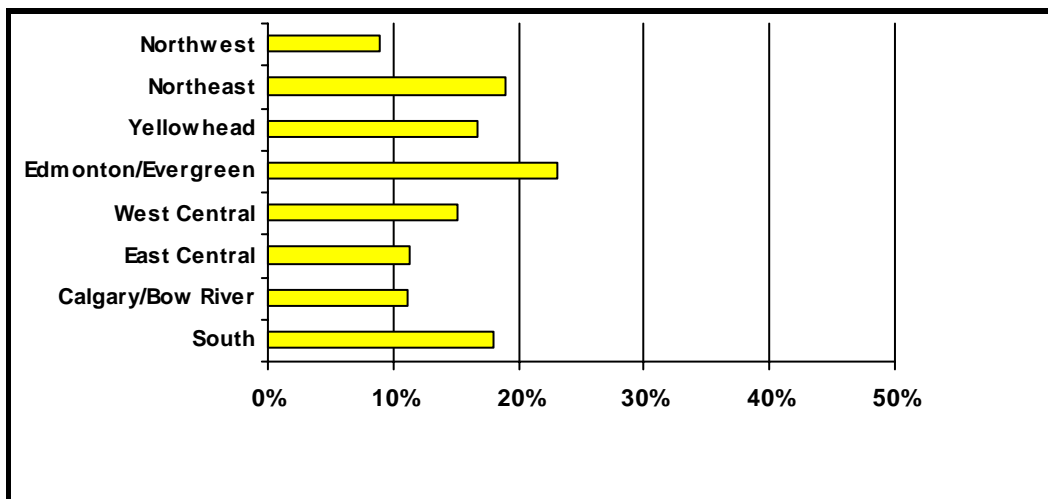


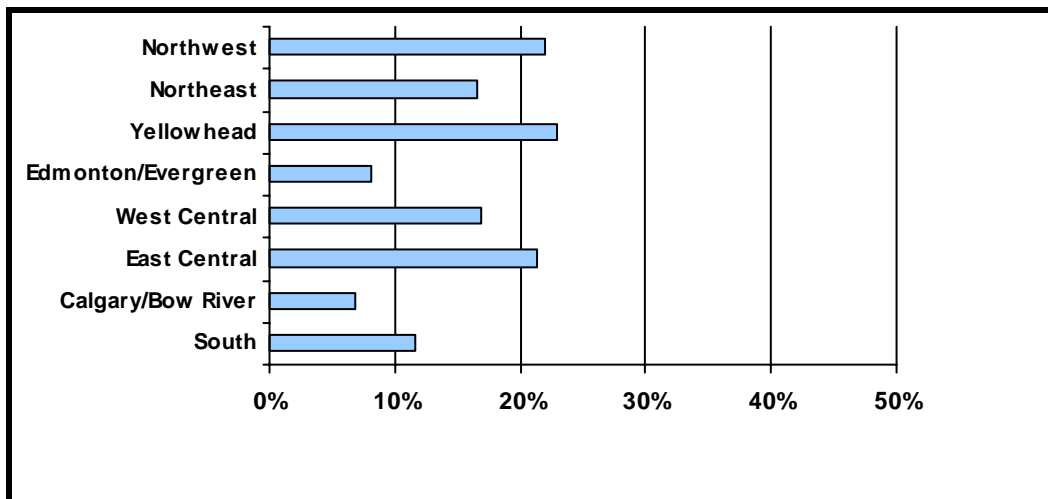
Figure 10c. Percent Expenditures to Adults by FCSS Region



**10d. Percent Expenditures to Seniors by FCSS Region**



**10e. Percent Expenditures to Community Development by FCSS Region**



**10f. Percent Expenditures to FCSS Program Management by FCSS Region**

Note: The Annual FCSS Program Report category used to identify grant transfers between municipalities is not represented in graphical format. Expenditures are counted in receiving program Annual Reports (and excluded from the transferring program Annual Reports) to prevent double counting of figures.

FCSS Program Management includes direct program support, i.e., program planning, development, supervision, etc.

Of the 200 FCSS Programs reporting for 2006, the number of Programs with funding to the six projects and services categories for each FCSS Region and the total across the province is shown below (Fig. 11). For comparison purposes, the total number of Programs in each region is also shown.

Region	Children/ Youth	Adults	Families	Seniors	Comm. Devel.	FCSS Program Management	Total # Programs in Region
<b>Northwest</b>	\$1,561,039 32	\$307,145 23	\$844,090 28	\$1,141,840 29	\$495,262 29	\$1,220,879 30	42
<b>Northeast</b>	\$1,883,885 20	\$421,166 15	\$812,058 19	\$693,907 22	\$1,117,668 16	\$978,411 18	24
<b>Yellowhead</b>	\$407,713 7	\$126,308 7	\$199,730 7	\$180,104 6	\$253,363 7	\$347,655 7	7
<b>Edmonton/Evergreen</b>	\$12,702,090 19	\$1,448,402 14	\$4,391,480 19	\$5,003,356 17	\$7,907,066 19	\$2,772,478 19	20
<b>West Central</b>	\$1,892,080 23	\$335,898 22	\$1,172,614 24	\$1,419,283 25	\$1,067,807 24	\$1,200,309 25	26
<b>East Central</b>	\$1,264,547 35	\$402,679 25	\$738,693 32	\$581,459 31	\$501,886 30	\$944,548 32	42
<b>Calgary/Bow River</b>	\$7,225,850 21	\$1,599,304 15	\$9,359,274 21	\$7,696,751 20	\$3,499,807 20	\$2,163,015 21	23
<b>South</b>	\$1,368,689 14	\$157,782 11	\$2,292,646 14	\$1,414,699 13	\$1,342,078 14	\$862,158 14	16
<b>Totals:</b>	\$28,305,893 171	\$4,798,684 132	\$19,810,585 164	\$18,131,399 163	\$16,184,936 159	\$10,489,454 166	\$97,720,951 200

**Figure 11: Number of Programs with Funding to Projects and Services Categories by FCSS Region**

Note: FCSS Program Management includes direct program support, i.e., program planning, development, supervision, etc.

## 9. Project Types

Frequent requests for information are received about the kinds of projects that are funded through FCSS. In an effort to respond to these requests, two levels of coding, Project Type Level I and II, have been created in the FCSS Annual Report database to group projects and services.

The groupings under Project Type Level I focus on the general type of service that is being provided, for example, counselling or information and referral. Also, under Level I, services for children and youth are further divided into specific age groupings. Project Type Level II is more specific than Level I and identifies projects by the common name of the activity or the context in which the service is being provided.

Figure 12 shows expenditures for the year 2006 sorted by Project Type Level I.

<b>Project Type</b>	<b>Total Funding</b>	<b># of Programs (out of 200)</b>
Early Child Development/Support (0-6)	\$3,579,180	119
Pre-Adolescent Development/Support (7- 12)	\$10,182,379	90
Youth Development/Support (13-17)	\$6,788,578	140
Child Development/Support (0-17)	\$11,469,958	146
Counselling	\$9,610,497	74
Information/Referral/Public Information	\$3,601,641	133
Outreach	\$21,497,758	161
Community Planning/Development	\$14,843,920	132
Volunteers	\$3,368,957	123
Transportation	\$1,021,827	25
Workshops, Conferences, Conventions	\$451,126	65
Training, Seminars, Courses	\$796,079	64
Program Administration	\$10,509,052	166
<b>Total:</b>	<b>\$97,720,952</b>	

**Figure 12: Selected Project Types Level I**

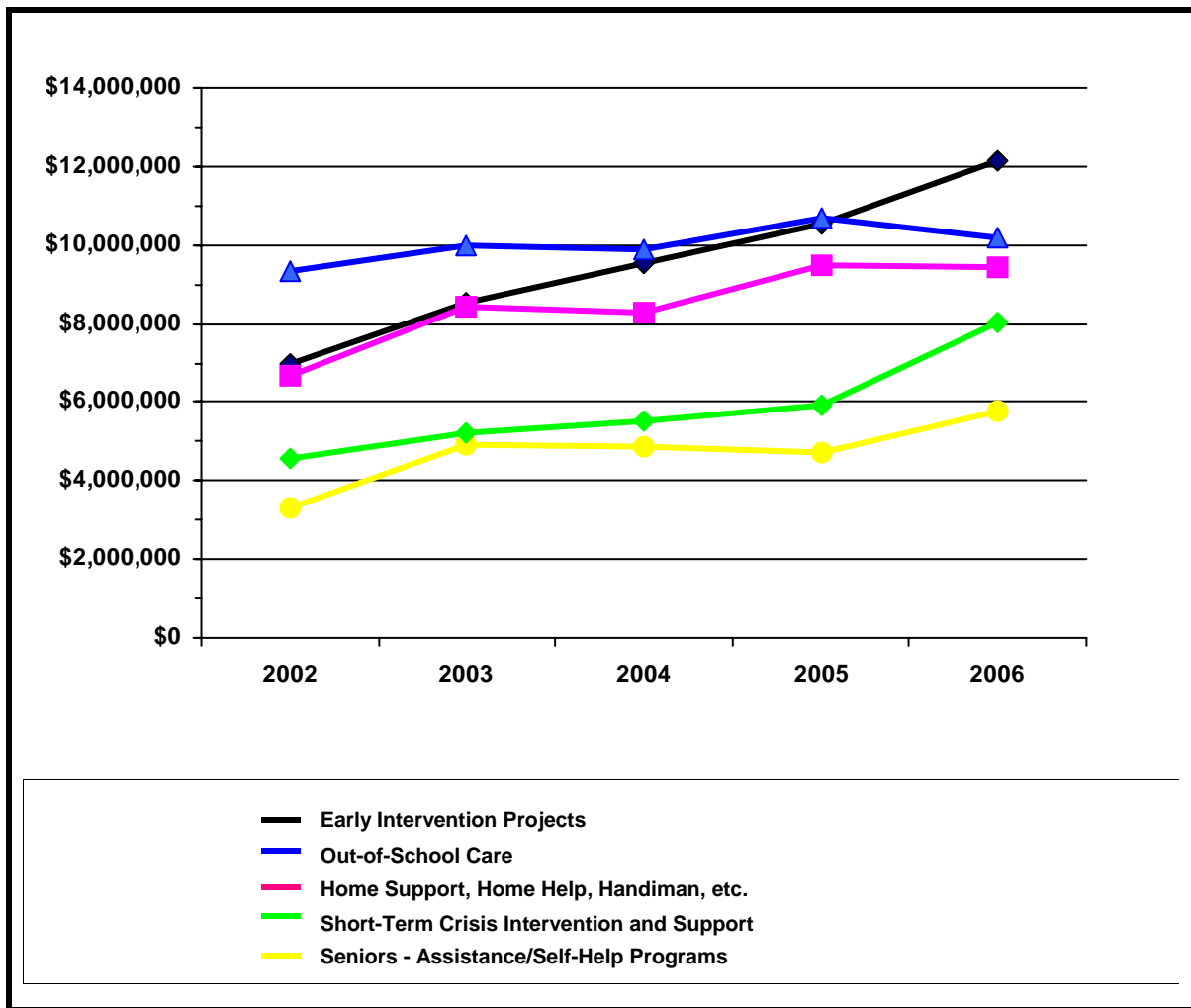
Note: Only certain types of transportation services are eligible for FCSS funding. Reference page 5-20 of the *FCSS Program Handbook* (FCSS Advice Inventory Listing) for additional information.

Figure 13 shows a selection of Project Type Level II categories for the year 2006 where total expenditures exceed \$1,000,000.

<b>Project Type</b>	<b>Total Funding</b>	<b># of Programs (out of 200)</b>
Early Intervention Projects	\$12,152,445	87
Out-of-School Care	\$10,166,416	44
Home Support, Home Help, Handiman, etc.	\$9,422,562	83
Short-Term Crisis Intervention and Support	\$8,016,076	64
Seniors - Assistance/Self-Help Programs	\$5,780,327	99
Parenting/Family Life Education and Development Programs	\$5,132,193	101
Studies, Research, Surveys, Community Assessment	\$4,601,207	74
Community Centres - Drop In Centres, Family Centres, Youth Centres, Distress Centres, etc.	\$2,971,533	49
Prevention of Family Violence	\$2,632,889	46
Family School Liaison Worker/Program	\$2,541,504	59
Boys and Girls Clubs	\$2,156,594	22
Youth - Assistance/Self-Help Programs	\$1,947,302	74
Cross-Cultural, Immigrant, Newcomer Support	\$1,741,926	24
Volunteer Recruitment, Training, Development, and Placement Services, Registries, Centres	\$1,440,994	70
Aboriginal/Métis Programs, Services	\$1,395,270	14
Life Skills Programs, Self-Esteem (e.g., QUEST)	\$1,095,452	74
Meals on Wheels, Wheels to Meals	\$1,035,208	36
<b>Total:</b>	<b>\$74,229,898</b>	

**Figure 13: Project Types Level II with Expenditures Over \$1,000,000**

The five Project Type Level II categories with the highest expenditures for 2006 are compared to expenditure levels for prior years in Figure 14. The actual amounts are shown in the table below.



**Figure 14: Project Types Level II by Year**

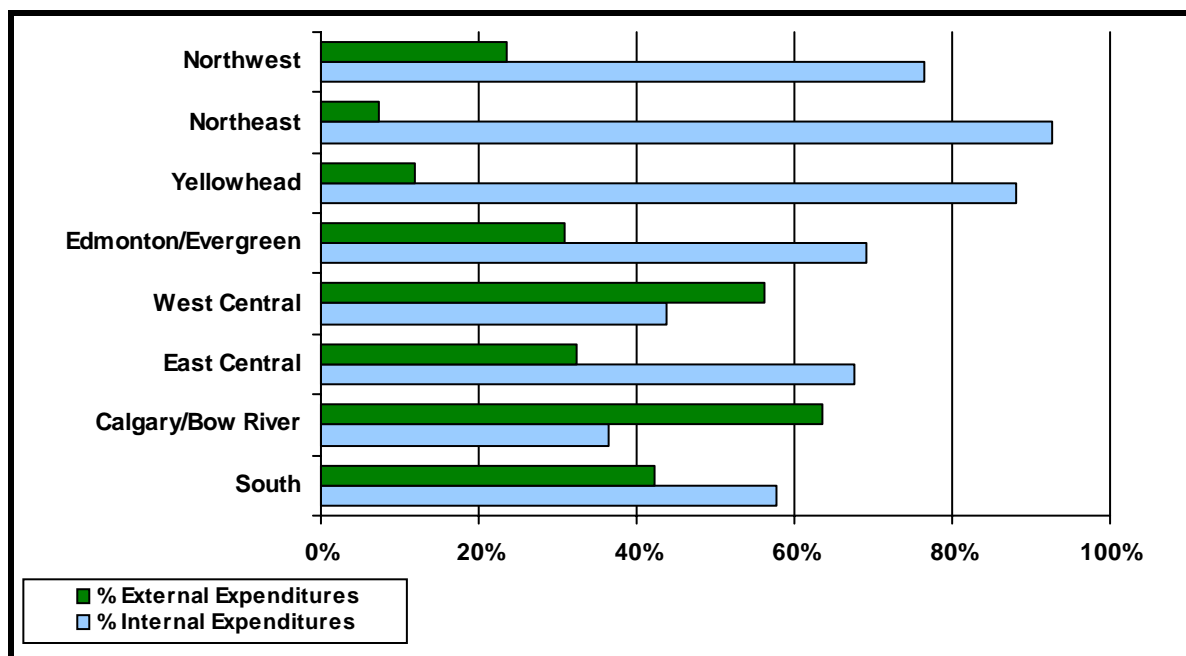
Project Type	2002	2003	2004	2005	2006
Early Intervention Projects	\$6,952,749	\$8,529,121	\$9,552,966	\$10,559,878	\$12,152,445
Out-of-School Care	\$9,309,520	\$9,979,373	\$9,906,292	\$10,663,707	\$10,166,416
Home Support, Home Help, Handiman, etc.	\$6,649,271	\$8,423,457	\$8,269,156	\$9,462,175	\$9,422,562
Short-Term Crisis Intervention and Support	\$4,590,477	\$5,221,172	\$5,508,673	\$5,945,695	\$8,016,076
Seniors - Assistance/Self-Help Programs	\$3,299,212	\$4,936,876	\$4,864,971	\$4,696,970	\$5,780,327

The current status of data entry is reflected in this report and may differ from amounts reported in prior reports.

## 10. Service Delivery

Completed Annual FCSS Program Reports identify projects that are delivered internally and those that are delivered by external groups. This data is being used to report patterns and trends in service delivery over a period of time.

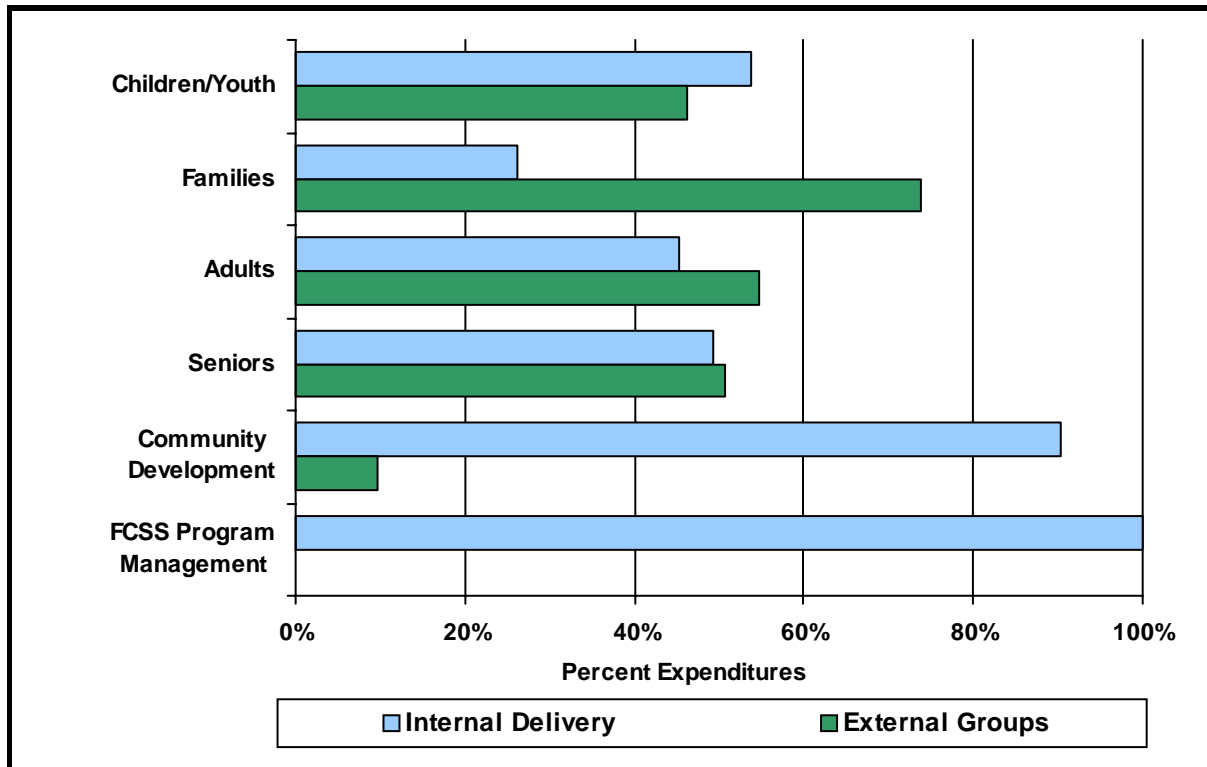
The distribution of expenditures by internal and external delivery modes for each FCSS Region is shown below (Fig. 15). The actual expenditure amounts are shown in the table.



**Figure 15: Percent Internal Expenditures vs Grants to External Groups by FCSS Region**

FCSS Region	Internal Expenditures	% Internal Expend	Grants to External Groups	% External Expend	Total Expenditures
Northwest	\$4,263,493	77%	\$1,306,762	23%	\$5,570,255
Northeast	\$5,473,662	93%	\$433,434	7%	\$5,907,095
Yellowhead	\$1,335,211	88%	\$179,662	12%	\$1,514,873
Edmonton/Evergreen	\$23,644,809	69%	\$10,580,063	31%	\$34,224,872
West Central	\$3,110,138	44%	\$3,977,853	56%	\$7,087,991
East Central	\$2,993,813	68%	\$1,439,999	32%	\$4,433,812
Calgary/Bow River	\$11,493,547	36%	\$20,050,454	64%	\$31,544,001
South	\$4,293,252	58%	\$3,144,801	42%	\$7,438,052
<b>TOTAL:</b>	<b>\$56,607,924</b>	<b>58%</b>	<b>\$41,113,028</b>	<b>42%</b>	<b>\$97,720,951</b>

The percentage of expenditures for projects that are internally delivered compared to expenditures for projects that are delivered by external groups is shown for the various projects and services categories (Fig. 16). The actual expenditure amounts are shown in the table below.



**Figure 16: Percent Expenditures in Projects and Services Categories by Service Delivery Type**

Project Category	Internal Delivery	External Groups	Total
Children/Youth	\$15,206,782	\$13,099,112	\$28,305,893
Families	\$5,182,569	\$14,628,016	\$19,810,585
Adults	\$2,173,834	\$2,624,850	\$4,798,684
Seniors	\$8,944,431	\$9,186,968	\$18,131,399
Community Development	\$14,610,855	\$1,574,081	\$16,184,936
FCSS Program Management	\$10,489,454		\$10,489,454
	\$56,607,924	\$41,113,028	\$97,720,951

## ***11. Future Directions for the FCSS Annual Report Database***

This FCSS Annual Overview provides a selection of reports primarily based on data reported in the 2006 Annual FCSS Program Reports (2006-07 Métis Settlement reports). Where data is available, comparisons are made to prior year reporting. As successive years of data are entered into the system, additional reports to compare across a number of years are being produced. Over time, changes and trends in the Program, such as the mode of service delivery, percentage of expenditures in service categories, types of projects and services, and the numbers of unexpended dollars and over contributions, are being tracked.

The database makes it possible to manipulate the information that is collected each year through Annual FCSS Program Reports in ways that are much more detailed than was possible in the past. However, like any database, the FCSS Annual Report database is only as good as the information that is entered into it. The Ministry is committed to ensuring that the data is valid, meaningful and useful. The database continues to be a “work in progress” and as changes in FCSS occur or issues emerge the database will be modified to meet these needs.

Occasionally, additional information is requested from FCSS Programs to increase the reporting potential of the database. Our goal is to continually improve information that can be made available to local Programs, municipalities, Métis Settlements, regions and the province.

Comments and suggestions for the improvement of reports and the database design to ensure that it meets the needs of municipalities and Métis Settlements participating in the FCSS Program are welcome. A list of provincial contacts is provided in Appendix B.

**FAMILY AND COMMUNITY SUPPORT SERVICES**  
***Programs and Program Contacts 2006***

**Appendix A**

<b>Program</b>	<b>Contact</b>	<b>Participating Municipalities</b>	<b>Population</b>
<b>Airdrie</b>	Mr. Clay Aragon FCSS Coordinator Telephone # (403) 948-8800		<b>29,035</b>
<b>Alberta Beach</b>	Ms. Trista Poffenroth Recreation and FCSS Director Telephone # (780) 785-3411		<b>762</b>
<b>Alix</b>	Ms. Glenna Carlson Community Services Coordinator Telephone # (403) 747-2030		<b>825</b>
<b>Amisk</b>	Ms. Joyce DeBord Municipal Administrator Telephone # (780) 856-3980		<b>181</b>
<b>Andrew</b>	Ms. Oe'Livia Chase Program Director Telephone # (780) 365-3885		<b>485</b>
<b>Athabasca</b>	Mr. Terry Smith Executive Director Telephone # (780) 675-2623	COUNTY OF ATHABASCA NO. 12 TOWN OF ATHABASCA VILLAGE OF BOYLE S.V. OF MEWATHA BEACH S.V. OF SUNSET BEACH S.V. OF WEST BAPTISTE	7,521 2,415 851 101 50 46
			<b>10,984</b>
<b>Banff</b>	Ms. Alison Ortwein Community Services Director Telephone # (403) 762-1251	TOWN OF BANFF I.D. NO. 9	8,352 1,497
			<b>9,849</b>

<b>Program</b>	<b>Contact</b>	<b>Participating Municipalities</b>	<b>Population</b>
<b>Barons-Eureka-Warner</b>	Mr. Greg Pratt Director Telephone # (403) 345-3000	TOWN OF COALDALE TOWN OF COALHURST TOWN OF MILK RIVER TOWN OF PICTURE BUTTE TOWN OF RAYMOND TOWN OF TABER TOWN OF VAUXHALL COUNTY OF LETHBRIDGE COUNTY OF WARNER NO. 5 M.D. OF TABER NO. 14 VILLAGE OF BARONS VILLAGE OF BARNWELL VILLAGE OF COUTTS VILLAGE OF NOBLEFORD VILLAGE OF STIRLING VILLAGE OF WARNER	6,104 1,493 879 1,701 3,200 7,671 1,112 9,930 3,798 6,012 294 548 364 676 877 379
			<b>45,038</b>
<b>Barrhead</b>	Ms. Gladys Friedirch Executive Director Telephone # (780) 674-3341	TOWN OF BARRHEAD COUNTY OF BARRHEAD NO. 11	4,213 5,768
			<b>9,981</b>
<b>Bashaw</b>	Ms. Rosemary Wittevrongel Chief Administrative Officer Telephone # (780) 372-3911		<b>825</b>
<b>Bassano</b>	Ms. Kelly Christman Coordinator Telephone # (403) 641-3788		<b>1,320</b>
<b>Beaumont</b>	Ms. Kim Williston Director Telephone # (780) 929-3322		<b>8,951</b>
<b>Beaverlodge</b>	Ms. Kathleen Turner FCSS Director Telephone # (780) 532-9722		<b>2,176</b>

<b>Program</b>	<b>Contact</b>	<b>Participating Municipalities</b>	<b>Population</b>
<b>Beiseker</b>	Ms. LaDean Henderson Community Services Coordinator Telephone # (403) 947-2837		<b>828</b>
<b>Bentley</b>	Ms. Barb Carson Community Services Manager Telephone # (403) 748-2160	TOWN OF BENTLEY S.V. OF GULL LAKE	1,094 143
			<b>1,237</b>
<b>Berwyn</b>	Ms. Theresa Johnson Community Services Coordinator Telephone # (780) 338-3801		<b>546</b>
<b>Big Lakes</b>	Ms. Sharon Strang Director Telephone # (780) 776-0008		<b>4,181</b>
<b>Big Valley</b>	Ms. Shelagh Sisson Chief Administrative Officer Telephone # (403) 876-2269		<b>340</b>
<b>Bighorn</b>	Mr. Martin Buckley Chief Administrative Officer Telephone # (403) 673-3611		<b>1,298</b>
<b>Birch Hills</b>	Ms. Irene Cooper Chief Administrative Officer Telephone # (780) 694-3793		<b>1,644</b>
<b>Black Diamond</b>	Ms. Lou Patterson Coordinator Telephone # (403) 933-4348		<b>1,986</b>
<b>Blackfalds</b>	Ms. Jackie Pinsent Community and FCSS Coordinator Telephone # (403) 885-6247		<b>4,741</b>

<b>Program</b>	<b>Contact</b>	<b>Participating Municipalities</b>	<b>Population</b>
<b>Bon Accord</b>	Ms. Angela Schlesiger Community Services Coordinator Telephone # (780) 921-2137		<b>1,532</b>
<b>Bonnyville (MD)</b>	Mr. Robert Doonanco Chief Administrative Officer Telephone # (780) 826-3171		<b>8,399</b>
<b>Bonnyville and District</b>	Mr. David Beale Director Telephone # (780) 826-2120		<b>5,896</b>
<b>Botha</b>	Ms. Josie Hunter Administrator Telephone # (403) 742-5079		<b>186</b>
<b>Bow Island</b>	Ms. Corinna Roth-Beacome Director Telephone # (403) 545-2200	TOWN OF BOW ISLAND COUNTY OF FORTY MILE NO. 8 VILLAGE OF FOREMOST	1,704 3,432 531
<b>Brazeau</b>	Mr. Ken Porter Municipal Manager Telephone # (780) 542-7777		<b>5,667</b>
<b>Breton</b>	Ms. Deanne Young Director Telephone # (780) 696-3636		<b>6,895</b>
<b>Bruderheim</b>	Ms. Christine Henry Director Telephone # (780) 796-3731		<b>573</b>
<b>Buffalo Lake</b>	Ms. Margaret Daniels Assistant Administrator Telephone # (780) 689-3981		<b>1,202</b>
			<b>919</b>

<b>Program</b>	<b>Contact</b>	<b>Participating Municipalities</b>	<b>Population</b>
<b>Calgary</b>	Ms. Katie Black FCSS Manager Telephone # (403) 268-5155		<b>991,759</b>
<b>Camrose</b>	Ms. Margaret Holliston Executive Director Telephone # (780) 672-0141	COUNTY OF CAMROSE NO. 22 CITY OF CAMROSE VILLAGE OF BAWLF VILLAGE OF BITTERN LAKE VILLAGE OF EDBERG VILLAGE OF FERINTOSH VILLAGE OF HAY LAKES VILLAGE OF NEW NORWAY VILLAGE OF ROSALIND	7,294 15,850 362 221 150 176 398 292 202
			<b>24,945</b>
<b>Canmore</b>	Ms. Brenda Caston Manager Telephone # (403) 678-7126		<b>11,599</b>
<b>Cardston</b>	Ms. Susan Secretan Community Services Director Telephone # (403) 653-3734	TOWN OF CARDSTON CARDSTON COUNTY (65%) VILLAGE OF GLENWOOD VILLAGE OF HILL SPRING	3,475 2,811 258 218
			<b>6,762</b>
<b>Caroline</b>	Ms. Brenda Stange Director Telephone # (403) 722-3781		<b>556</b>
<b>Carstairs</b>	Ms. Robbin Bowman Director Telephone # (403) 337-3341		<b>2,501</b>
<b>Castor</b>	Ms. Joanne Wiechnik Coordinator Telephone # (403) 882-2115		<b>935</b>

<b>Program</b>	<b>Contact</b>	<b>Participating Municipalities</b>	<b>Population</b>
<b>Cereal</b>	Ms. Mary Ann Salik Administrator Telephone # (403) 326-3823		<b>160</b>
<b>Claresholm</b>	Ms. Debbie Goeseels Director Telephone # (403) 625-4417		<b>3,622</b>
<b>Clear Hills</b>	Mr. Dallas Logan Director Telephone # (780) 685-3925		<b>2,772</b>
<b>Clearwater</b>	Ms. Barb Scott Coordinator Telephone # (403) 845-4444		<b>11,505</b>
<b>Clive</b>	Ms. Bonnie Wildeman FCSS Coordinator Telephone # (403) 784-3277		<b>591</b>
<b>Cochrane</b>	Ms. Susan Flowers FCSS Manager Telephone # (403) 851-2250		<b>12,688</b>
<b>Cold Lake</b>	Ms. Jacquie Hakes FCSS Supervisor Telephone # (780) 639-3626		<b>11,595</b>
<b>Consort</b>	Ms. Sandra King Chief Administrative Officer Telephone # (403) 577-3623		<b>634</b>
<b>Coronation</b>	Ms. Diane Schmidt Town Administration Telephone # (403) 578-2727		<b>1,074</b>

<b>Program</b>	<b>Contact</b>	<b>Participating Municipalities</b>	<b>Population</b>
<b>Cowley</b>	Ms. Laurie Wilgosh Administrator Telephone # (403) 628-3808		<b>225</b>
<b>Cremona</b>	Ms. Vicki Terrick Acting Director Telephone # (403) 637-3762		<b>415</b>
<b>Crossfield</b>	Ms. Kayla Parker FCSS Coordinator Telephone # (403) 946-5565		<b>2,603</b>
<b>Crowsnest Pass</b>	Mr. Cam Mertz Community Services Director Telephone # (403) 562-8833		<b>6,262</b>
<b>Cypress</b>	Mr. Doug Henderson Assistant Manager Telephone # (403) 526-2888		<b>6,114</b>
<b>Delia</b>	Ms. Wendy Jackobsen Chief Administrative Officer Telephone # (403) 364-3787		<b>215</b>
<b>Dewberry</b>	Ms. Sherry Johnson acting Secretary/Treasurer Telephone # (780) 847-3053		<b>200</b>
<b>Didsbury</b>	Ms. Nicole Aasen Community Services Director Telephone # (403) 335-3391		<b>3,932</b>
<b>Donalda</b>	Mr. Peter Simons Chief Administrative Officer Telephone # (403) 883-2345		<b>230</b>

<b>Program</b>	<b>Contact</b>	<b>Participating Municipalities</b>	<b>Population</b>
<b>Drayton Valley</b>	Ms. Kendra Peleshok FCSS Coordinator Telephone # (780) 514-2204		<b>6,579</b>
<b>Drumheller</b>	Mr. Paul Salvatore Community Services Director Telephone # (403) 823-1324		<b>7,785</b>
<b>East Prairie</b>	Ms. Joan Haggerty Community Services Coordinator Telephone # (780) 523-2594		<b>894</b>
<b>Eckville</b>	Ms. Heather Allen Director Telephone # (403) 746-3177		<b>1,019</b>
<b>Edmonton</b>	Ms. Colleen Burton-Ochocki Community Services Director Telephone # (780) 496-5840		<b>712,391</b>
<b>Edson</b>	Mr. Mike Butler Director of Community Services Telephone # (780) 723-4403		<b>8,365</b>
<b>Elizabeth</b>	Ms. Phyllis Collins Community Services Director Telephone # (780) 594-5026		<b>825</b>
<b>Elk Point</b>	Ms. Deanna Easthope Director Telephone # (780) 724-3800		<b>1,440</b>
<b>Fairview</b>	Ms. Jasmine Adams Director Telephone # (780) 835-5471	TOWN OF FAIRVIEW M.D. OF FAIRVIEW NO. 136	3,150 1,806
			<b>4,956</b>

<b>Program</b>	<b>Contact</b>	<b>Participating Municipalities</b>	<b>Population</b>
<b>Fishing Lake</b>	Ms. Lorne Dustow Community Services Liaison Telephone # (780) 943-2202		<b>417</b>
<b>Flagstaff</b>	Ms. Gail Watt Director Telephone # (780) 385-3020	FLAGSTAFF COUNTY TOWN OF DAYSLAND TOWN OF HARDISTY TOWN OF KILLAM TOWN OF SEDGEWICK VILLAGE OF ALLIANCE VILLAGE OF FORESTBURG VILLAGE OF GALAHAD VILLAGE OF HEISLER VILLAGE OF LOUGHEED VILLAGE OF STROME	3,697 779 761 1,004 865 171 863 161 183 228 273
			<b>8,985</b>
<b>Foothills</b>	Ms. Carol Robinson Community Services Coordinator Telephone # (403) 652-2341		<b>17,682</b>
<b>Fort Macleod</b>	Ms. Varija Prabhakaran FCSS Director Telephone # (403) 553-4491		<b>2,990</b>
<b>Fort Saskatchewan</b>	Mr. Ward Antoniuk Director Telephone # (780) 992-6263		<b>14,685</b>
<b>Fox Creek</b>	Ms. Kim Palmer Community Services Director Facilitator Telephone # (780) 622-3758		<b>2,337</b>
<b>Gibbons</b>	Ms. Margaret Clark Community Services Director Telephone # (780) 923-3331		<b>2,730</b>

<b>Program</b>	<b>Contact</b>	<b>Participating Municipalities</b>	<b>Population</b>
<b>Gift Lake</b>	Ms. Jenny Laderoute Community Services Director Telephone # (780) 767-2112		<b>1,195</b>
<b>Glendon</b>	Ms. Tammy Hellum Chief Administrative Officer Telephone # (780) 635-3807		<b>459</b>
<b>Grande Cache</b>	Ms. Kelly Smith Executive Director Telephone # (780) 827-2296		<b>3,828</b>
<b>Grande Prairie (City)</b>	Ms. Lynn Pack Acting Manager Telephone # (780) 538-0409		<b>44,631</b>
<b>Grande Prairie (County)</b>	Ms. Kathleen Turner FCSS Director Telephone # (780) 532-9722		<b>17,989</b>
<b>Granum</b>	Ms. Shelley Henderson Municipal Administrator Telephone # (403) 687-3822		<b>420</b>
<b>Grasslands</b>	Ms. Lynn Pye-Matheson FCSS Director Telephone # (403) 362-4549	CITY OF BROOKS COUNTY OF NEWELL NO. 4 VILLAGE OF DUCHESS VILLAGE OF ROSEMARY VILLAGE OF TILLEY	11,604 7,137 836 366 422
			<b>20,365</b>
<b>Greenview</b>	Ms. Trina Parker-Carroll Program Coordinator Telephone # (780) 524-3193	M.D. OF GREENVIEW NO. 16 TOWN OF VALLEYVIEW	5,439 1,856
			<b>7,295</b>

<b>Program</b>	<b>Contact</b>	<b>Participating Municipalities</b>	<b>Population</b>
<b>Grimshaw</b>	Ms. Tracy Halerewich Community Services Coordinator Telephone # (780) 332-4788		<b>2,435</b>
<b>Halkirk</b>	Ms. Doris Cordel Village Administrator Telephone # (403) 884-2464		<b>117</b>
<b>Hanna</b>	Ms. Gwen Snell Community Services Director Telephone # (403) 854-4433		<b>2,986</b>
<b>High Level</b>	Ms. Nici Carmichael Director Telephone # (780) 821-4012		<b>3,849</b>
<b>High Prairie</b>	Mr. Larry Baran Town Manager Telephone # (780) 523-3388		<b>2,820</b>
<b>High River</b>	Ms. Nancy Barnes-Smith Coordinator Telephone # (403) 652-8620		<b>9,522</b>
<b>Hines Creek</b>	Ms. Leanne Walmsley Chief Administrative Officer Telephone # (780) 494-3690		<b>437</b>
<b>Hinton</b>	Ms. Laura Tkachuk Supervisor of FCSS Telephone # (780) 865-6031		<b>9,769</b>
<b>Hythe</b>	Ms. Monica Shaw Director Telephone # (780) 356-2000		<b>781</b>

<b>Program</b>	<b>Contact</b>	<b>Participating Municipalities</b>	<b>Population</b>
<b>Innisfail</b>	Ms. Angela Sande Director Telephone # (403) 227-7744		<b>7,438</b>
<b>Irricana</b>	Ms. Cathy O'Donoghue Community Services Director Telephone # (403) 935-4672		<b>1,104</b>
<b>Jasper</b>	Ms. Kathleen Waxer Director Telephone # (780) 852-2100		<b>4,643</b>
<b>Kikino</b>	Mr. Roger Littlechilds Administrator Telephone # (780) 623-7868		<b>1,029</b>
<b>Kinuso</b>	Mr. Brad Watson Administrator Telephone # (780) 775-3570		<b>231</b>
<b>Kitscoty</b>	Mr. Harold Trew Chief Administrative Officer Telephone # (780) 846-2221		<b>729</b>
<b>Kneehill</b>	Ms. Shelley Jackson Director Telephone # (403) 443-5541	KNEEHILL COUNTY TOWN OF THREE HILLS TOWN OF TROCHU VILLAGE OF ACME VILLAGE OF CARBON VILLAGE OF LINDEN	5,319 3,554 1,033 648 530 649
			<b>11,733</b>
<b>Lac La Biche</b>	Ms. Debbie Bowzaylo Coordinator Telephone # (780) 623-7979	TOWN OF LAC LA BICHE LAKELAND COUNTY	2,776 5,301
			<b>8,077</b>

<b>Program</b>	<b>Contact</b>	<b>Participating Municipalities</b>	<b>Population</b>
<b>Lac Ste. Anne</b>	Ms. Trista Poffenroth Recreation and FCSS Director Telephone # (866) 880-5722		<b>8,948</b>
<b>Lacombe (County)</b>	Mr. Terry Hager County Commissioner Telephone # (403) 782-6601		<b>10,651</b>
<b>Lacombe (Town)</b>	Ms. Arminnie Good Executive Director Telephone # (403) 782-6637		<b>10,850</b>
<b>Lamont (County)</b>	Ms. Linda Bernicki FCSS Coordinator Telephone # (780) 895-7751	LAMONT COUNTY TOWN OF MUNDARE VILLAGE OF CHIPMAN	4,167 715 260
<b>Lamont (Town)</b>	Ms. Betty Malica Office Assistant Telephone # (780) 895-2010		<b>5,142</b>
<b>Leduc (City)</b>	Ms. Donna Huestis Director Telephone # (780) 980-7152		<b>1,692</b>
<b>Leduc (County)</b>	Ms. Lori Simon Director Telephone # (780) 955-6411	LEDUC COUNTY TOWN OF CALMAR TOWN OF DEVON VILLAGE OF NEW SAREPTA VILLAGE OF THORSBY VILLAGE OF WARBURG	12,536 1,992 6,361 401 799 560
<b>Legal</b>	Ms. Cathy Proulx FCSS Coordinator Telephone # (780) 961-3773		<b>22,649</b>
			<b>1,058</b>

<b>Program</b>	<b>Contact</b>	<b>Participating Municipalities</b>	<b>Population</b>
<b>Lesser Slave River</b>	Ms. Debbie Conrad Director of Finance Telephone # (780) 849-4888		<b>2,840</b>
<b>Lethbridge</b>	Ms. Diane Randell Social Planner Telephone # (403) 320-3917		<b>78,713</b>
<b>Lloydminster</b>	Ms. Beth Kembel Customer Service Manager Telephone # (780) 875-6184		<b>15,487</b>
<b>Longview</b>	Ms. Alana Healy Chief Administrative Officer Telephone # (403) 558-3922		<b>307</b>
<b>Mackenzie</b>	Mr. William Kostiw Chief Administrative Officer Telephone # (780) 927-3718		<b>9,687</b>
<b>Magrath</b>	Mr. Martin Woolf Acting Chief Administrative Officer Telephone # (403) 758-3212	TOWN OF MAGRATH CARDSTON COUNTY (35%)	1,993 1,514
			<b>3,507</b>
<b>Ma-Me-O Beach</b>	Ms. Gail Sledz Chief Administrative Officer Telephone # (780) 586-2251	S.V. OF MA-ME-O BEACH S.V. OF CRYSTAL SPRINGS S.V. OF GRANDVIEW S.V. OF NORRIS BEACH S.V. OF POPLAR BAY	81 72 85 29 84
			<b>351</b>
<b>Manning and District</b>	Mrs. Arlene Henitiuk Director Telephone # (780) 836-2170		<b>1,293</b>

<b>Program</b>	<b>Contact</b>	<b>Participating Municipalities</b>	<b>Population</b>
<b>Mannville-Minburn-Innisfree</b>	Ms. Jannette Riedel Director Telephone # (780) 763-3005	VILLAGE OF MANNVILLE VILLAGE OF INNISFREE VILLAGE OF MINBURN	722 219 88
			<b>1,029</b>
<b>Marwayne</b>	Ms. Joanne Horton Chief Administrative Officer Telephone # (780) 847-3962		<b>550</b>
<b>Mayerthorpe</b>	Ms. Joanne Johnson Coordinator Telephone # (780) 786-2416		<b>1,570</b>
<b>Medicine Hat</b>	Ms. Karen Charlton Manager of Community Development Telephone # (403) 529-8314		<b>56,048</b>
<b>Millet</b>	Mr. E. Michael Storey Chief Administrative Officer Telephone # (780) 387-4554		<b>2,125</b>
<b>Minburn</b>	Mr. David Marynowich Manager Telephone # (780) 632-2082		<b>3,436</b>
<b>Morinville</b>	Ms. Joyce Preeper FCSS Coordinator Telephone # (780) 939-4361		<b>6,540</b>
<b>Morrin</b>	Ms. Annette Plachner Administrator Telephone # (403) 772-3870		<b>252</b>
<b>Mountain View</b>	Ms. Michelle Honeyman FCSS Director Telephone # (403) 335-3311		<b>12,134</b>

<b>Program</b>	<b>Contact</b>	<b>Participating Municipalities</b>	<b>Population</b>
<b>Munson</b>	Mr. Lyle Cawiezel Administrator Telephone # (403) 823-6987		<b>222</b>
<b>Nampa</b>	Ms. Susan Bowling Director Telephone # (780) 322-3954		<b>372</b>
<b>Nanton</b>	Ms. Nicole Van Langen Director Telephone # (403) 646-2436		<b>1,841</b>
<b>Northern Lights</b>	Ms. Theresa McKelvie Chief Administrative Officer Telephone # (780) 836-3348		<b>3,636</b>
<b>Northern Sunrise</b>	Mr. Bob Miles Chief Administrative Officer Telephone # (780) 624-0013		<b>2,324</b>
<b>Okotoks</b>	Ms. Linda Blasetti Coordinator Telephone # (403) 938-8935		<b>11,664</b>
<b>Olds</b>	Mr. Stuart Ray Community Services Director Telephone # (403) 556-6981		<b>6,703</b>
<b>Onoway</b>	Ms. Trista Poffenroth Recreation and FCSS Director Telephone # (780) 785-3411		<b>1,036</b>
<b>Opportunity</b>	Mr. Trevor Derewlanka Program Manager Telephone # (780) 891-3778		<b>3,570</b>

<b>Program</b>	<b>Contact</b>	<b>Participating Municipalities</b>	<b>Population</b>
<b>Oyen</b>	Ms. Heather Norris Director Telephone # (403) 664-2255		<b>1,099</b>
<b>Paddle Prairie</b>	Ms. Joanne Ducharme Community Services Coordinator Telephone # (780) 981-2227		<b>747</b>
<b>Paintearth</b>	Ms. Julie Falkenberg County Administrator Telephone # (403) 882-3211		<b>2,192</b>
<b>Paradise Valley</b>	Ms. Faye Hobman Municipal Administrator Telephone # (780) 745-2287		<b>152</b>
<b>Parkland</b>	Mr. Ken Van Buul Recreation and Parks Services Manager Telephone # (780) 968-8435		<b>29,679</b>
<b>Peace</b>	Mr. Lyle McKen Administrator Telephone # (780) 338-3845		<b>1,496</b>
<b>Peace River</b>	Ms. Tanya Bell Community Services Director Telephone # (780) 624-1000		<b>6,240</b>
<b>Peavine</b>	Mr. Blair Cunningham Community Service Coordinator Telephone # (780) 523-5944		<b>927</b>
<b>Pincher Creek (M.D.)</b>	Ms. Loretta Thompson Chief Administrative Officer Telephone # (403) 627-3130		<b>3,197</b>

<b>Program</b>	<b>Contact</b>	<b>Participating Municipalities</b>	<b>Population</b>
<b>Pincher Creek (Town)</b>	Ms. Elizabeth Dolman Project Coordinator Telephone # (403) 627-4322		<b>3,666</b>
<b>Ponoka</b>	Ms. Joanne Comeau Executive Director Telephone # (403) 783-4462	TOWN OF PONOKA PONOKA COUNTY (52.9%)	6,330 4,669
			<b>10,999</b>
<b>Provost</b>	Ms. Leslie Steffenhagen Director Telephone # (780) 753-2288	TOWN OF PROVOST M.D. OF PROVOST NO. 52 VILLAGE OF CZAR VILLAGE OF HUGHENDEN	2,078 2,635 205 235
			<b>5,153</b>
<b>Rainbow Lake</b>	Mr. Kent Janz Recreation Director Telephone # (780) 956-3934		<b>1,186</b>
<b>Red Deer</b>	Mr. Scott Cameron Social Planning Manager Telephone # (403) 342-8101	CITY OF RED DEER RED DEER COUNTY TOWN OF BOWDEN TOWN OF PENHOLD VILLAGE OF DELBURNE VILLAGE OF ELNORA	82,971 18,639 1,174 1,750 719 281
			<b>105,534</b>
<b>Redcliff</b>	Ms. Cindy Murray Community Services Director Telephone # (403) 548-7415		<b>4,372</b>
<b>Redwater</b>	Ms. Barb Bigelow Community Services Coordinator Telephone # (780) 942-3519		<b>2,172</b>

<b>Program</b>	<b>Contact</b>	<b>Participating Municipalities</b>	<b>Population</b>
<b>Rimbey</b>	Ms. Peggy Makofka Executive Director Telephone # (403) 843-2030	TOWN OF RIMBEY PONOKA COUNTY (47.1%)	2,160 4,141
			<b>6,301</b>
<b>Rocky Mountain House</b>	Mr. Harold Northcott Director Telephone # (403) 845-3720		
			<b>6,972</b>
<b>Rocky View</b>	Mr. Randy Ell FCSS Coordinator Telephone # (403) 230-1401		
			<b>34,597</b>
<b>Saddle Hills</b>	Ms. Tarolyn Peach Chief Administrative Officer Telephone # (780) 864-3760		
			<b>2,566</b>
<b>Sangudo</b>	Ms. Pamela Nelson Chief Administrative Officer Telephone # (780) 785-2258		
			<b>398</b>
<b>Sexsmith</b>	Ms. Carrie McAunaul Director Telephone # (780) 568-4345		
			<b>1,934</b>
<b>Slave Lake</b>	Mr. Lenny Richer Director Telephone # (780) 849-8019		
			<b>6,600</b>
<b>Smoky Lake (County)</b>	Mr. Cary Smigerowsky Chief Administrative Officer Telephone # (780) 656-3730		
			<b>2,773</b>
<b>Smoky Lake (Town)</b>	Ms. Shirley Lorimer Director Telephone # (780) 656-2255		
			<b>1,011</b>

<b>Program</b>	<b>Contact</b>	<b>Participating Municipalities</b>	<b>Population</b>
<b>Smoky River</b>			
	Ms. Penny Fox Director Telephone # (780) 837-2220	TOWN OF FALHER M.D. OF SMOKY RIVER NO. 130 TOWN OF MCLENNAN VILLAGE OF DONNELLY VILLAGE OF GIROUXVILLE	1,109 2,379 804 377 306
			<b>4,975</b>
<b>South East Rocky View</b>			
	Ms. Patty Sproule Director Telephone # (403) 207-7099		
			<b>9,481</b>
<b>Special Areas 2, 3, &amp; 4</b>			
	Mr. Darcy Ferguson Finance & Administration Director Telephone # (403) 854-5600		
			<b>5,314</b>
<b>Spirit River (MD)</b>			
	Ms. Tammy Geherman FCSS Coordinator Telephone # (780) 864-3500		
			<b>824</b>
<b>Spruce Grove</b>			
	Mr. Ken Luck Director Telephone # (780) 962-7633		
			<b>18,405</b>
<b>St. Albert</b>			
	Mr. Scott Rodda Director Telephone # (780) 459-1505		
			<b>56,310</b>
<b>St. Paul (Town)</b>			
	Ms. Linda Boone FCSS Director Telephone # (780) 645-5313		
			<b>5,144</b>
<b>St. Paul County</b>			
	Ms. Tammy Elkow Acting Director Telephone # (780) 645-3301		
			<b>6,145</b>
<b>Starland County</b>			
	Mr. Ross D. Rawlusyk Administrator Telephone # (403) 772-3793		
			<b>2,210</b>

<b>Program</b>	<b>Contact</b>	<b>Participating Municipalities</b>	<b>Population</b>
<b>Stavely</b>	Ms. Casey Arnestad FCSS Coordinator Telephone # (780) 549-2082		<b>455</b>
<b>Stettler (Town)</b>	Ms. Faye Blakely Administrator Telephone # (403) 742-2337		<b>5,226</b>
<b>Stettler County</b>	Ms. Faye Blakely Administrator Telephone # (403) 742-2337		<b>5,357</b>
<b>Stony Plain</b>	Ms. Christine Perina Director Telephone # (780) 963-8588		<b>10,544</b>
<b>Strathcona</b>	Ms. Jackie Winter Manager Telephone # (780) 464-4044		<b>80,232</b>
<b>Sturgeon</b>	Mr. Terry Cashin Community Services Manager Telephone # (780) 939-8335		<b>18,864</b>
<b>Sundre</b>	Ms. Wendy Dichrow Director Telephone # (403) 638-1011		<b>2,267</b>
<b>Swan Hills</b>	Ms. Mireille Marquis Director Telephone # (780) 333-4119		<b>1,807</b>

<b>Program</b>	<b>Contact</b>	<b>Participating Municipalities</b>	<b>Population</b>
<b>Sylvan Lake</b>			
	Ms. Marlene Curtis Coordinator Telephone # (403) 887-1137	TOWN OF SYLVAN LAKE S.V. OF BIRCHCLIFF S.V. OF HALF MOON BAY S.V. OF JARVIS BAY S.V. OF NORGLNWOLD S.V. OF SUNBREAKER COVE	8,504 105 37 124 267 86
			<b>9,123</b>
<b>Thorhild (Village)</b>			
	Ms. Lori Lahti Director Telephone # (780) 398-3688		
			<b>478</b>
<b>Thorhild County</b>			
	Ms. Cindy Olchoway Director Telephone # (780) 398-2820		
			<b>3,120</b>
<b>Tofield-Ryley-Beaver</b>			
	Ms. Helene Beck Director Telephone # (780) 662-7067	TOWN OF TOFIELD BEAVER COUNTY (50%) VILLAGE OF RYLEY	1,818 2,822 437
			<b>5,077</b>
<b>Turner Valley</b>			
	Mr. Stan Ogrodniczuk Chief Administrative Officer Telephone # (403) 933-4944		
			<b>1,786</b>
<b>Two Hills</b>			
	Ms. Karen Forbes Director Telephone # (780) 657-3540		
			<b>1,109</b>
<b>Two Hills (County)</b>			
	Mr. Robert Jorgensen Chief Administrative Officer Telephone # (780) 657-3358		
			<b>2,614</b>
<b>Vegreville</b>			
	Ms. Laurie Evans Director Telephone # (780) 632-3966		
			<b>5,520</b>

<b>Program</b>	<b>Contact</b>	<b>Participating Municipalities</b>	<b>Population</b>
<b>Vermilion (Town)</b>	Ms. Carol Coleman Coordinator Telephone # (780) 853-5358		<b>4,435</b>
<b>Vermilion River County</b>	Ms. Sharon Williams FCSS Director Telephone # (780) 846-2244		<b>7,524</b>
<b>Veteran</b>	Ms. Debbie Johnstone Municipal Administrator Telephone # (403) 575-3954		<b>292</b>
<b>Viking-Beaver</b>	Ms. Joanne Stewart Director Telephone # (780) 336-4024	TOWN OF VIKING BEAVER COUNTY (50%) VILLAGE OF HOLDEN	1,052 2,822 374
			<b>4,248</b>
<b>Vilna</b>	Ms. Twila Bauman Administrator Telephone # (780) 636-3620		<b>269</b>
<b>Vulcan</b>	Ms. Carrol Thomson Director Telephone # (403) 485-2192	TOWN OF VULCAN VULCAN COUNTY VILLAGE OF CARMANGAY VILLAGE OF CHAMPION	1,762 3,778 258 355
			<b>6,153</b>
<b>Wainwright</b>	Ms. Cathy Charlton Director Telephone # (780) 842-2555	TOWN OF WAINWRIGHT M.D. OF WAINWRIGHT NO. 61 VILLAGE OF CHAUVIN VILLAGE OF EDGERTON VILLAGE OF IRMA	5,365 4,231 378 403 435
			<b>10,812</b>

<b>Program</b>	<b>Contact</b>	<b>Participating Municipalities</b>	<b>Population</b>
<b>Waskatenau</b>	Ms. Bernice Macyk Village Administrator Telephone # (780) 358-2208		<b>252</b>
<b>Wembley</b>	Ms. Lori Parker Chief Administrative Officer Telephone # (780) 766-2269		<b>1,542</b>
<b>Westlock</b>	Ms. Christine Danyluk Director Telephone # (780) 349-5900	WESTLOCK COUNTY TOWN OF WESTLOCK VILLAGE OF CLYDE	6,859 4,820 491
			<b>12,170</b>
<b>Wetaskiwin (City)</b>	Ms. Virginia Lehman Manager Telephone # (780) 361-4425		<b>11,154</b>
<b>Wetaskiwin (County)</b>	Ms. Sharon James-Lock Coordinator Telephone # (780) 352-3321		<b>10,695</b>
<b>Wheatland (County)</b>	Ms. Sharon Tibeau Program Coordinator Telephone # (403) 934-5335	WHEATLAND COUNTY TOWN OF STRATHMORE VILLAGE OF HUSSAR VILLAGE OF ROCKYFORD VILLAGE OF STANDARD	7,889 10,336 181 375 389
			<b>19,170</b>
<b>Whitecourt</b>	Mr. Jay Granley Community Services Director Telephone # (780) 778-6300		<b>8,747</b>
<b>Willow Creek</b>	Ms. Cynthia Vizzutti Administrator Telephone # (403) 625-3351		<b>5,412</b>

<b>Program</b>	<b>Contact</b>	<b>Participating Municipalities</b>	<b>Population</b>
<b>Wood Buffalo</b>	Ms. Carole Bouchard Superintendent Telephone # (780) 743-7912		<b>78,792</b>
<b>Woodlands</b>	Ms. Darlene Gross Community Services Director Telephone # (780) 778-8400		<b>3,818</b>
<b>Yellowhead</b>	Ms. Debbie Charest Community Services Supervisor Telephone # (780) 325-3782		<b>9,881</b>
<b>Youngstown</b>	Ms. Emma Garlock Municipal Administrator Telephone # (403) 779-3873		<b>184</b>
<b>Total Number of Programs (at Dec 31):</b>		200	
<b>Total Number Municipalities (at Dec 31):</b>		305	
<b>Total Population:</b>			3,234,095

**Notes:**

For multi-municipality programs, the total population is the combined population of all municipalities participating in the program. Where municipalities participate in two or more multi-municipality programs, the population of the municipality is split between the programs.

The population figures are taken from the Municipal Affairs Official Population Listing from 2006 (revised February 5, 2007).

## APPENDIX B

### ALBERTA CHILDREN AND YOUTH SERVICES CONTACTS

Community Strategies and Support Division  
Community Partnerships Branch  
10<sup>th</sup> Floor, Sterling Place, 9940 – 106 Street, Edmonton, AB T5K 2N2  
Fax: (780) 644-2671

<b>Name</b>	<b>Title</b>	<b>Telephone No.</b>	<b>E-mail</b>
Tim Moorhouse	Director	(780) 422-3305	<a href="mailto:Tim.Moorhouse@gov.ab.ca">Tim.Moorhouse@gov.ab.ca</a>
Joyce Mellott	Senior Manager	(780) 415-6285	<a href="mailto:Joyce.Mellott@gov.ab.ca">Joyce.Mellott@gov.ab.ca</a>
Veronica Facundo	FCSS Financial and Program Review Officer (780) 427-2804		<a href="mailto:Veronica.Facundo@gov.ab.ca">Veronica.Facundo@gov.ab.ca</a>
Deb Trachimowich	FCSS Financial and Program Review Officer (780) 427-2803		<a href="mailto:Debbie.Trachimowich@gov.ab.ca">Debbie.Trachimowich@gov.ab.ca</a>
Arlene Wright	Administrative Assistant (780) 422-5669		<a href="mailto:Arlene.Wright@gov.ab.ca">Arlene.Wright@gov.ab.ca</a>